



2024

SILVERADO 9C1 PPV



Shown with equipment from independent suppliers
not covered by the GM New Vehicle Limited Warranty
GM is not responsible for the safety or quality of
independent supplier alterations.





About This Publication

This catalog is not updated during the model year and should not be used for ordering purposes. It is intended as a source of basic information. All illustrations and specifications in this literature are based on the latest product information available at the time of publication. General Motors reserves the right to make changes at any time without notice. For further details, consult your local dealer.

Care must be taken during customer installation of equipment and wiring to ensure that all holes drilled in the body are corrosion protected, properly sealed and that vehicle wiring harnesses, piping or other components have not been displaced or damaged. Aftermarket equipment installers must be mindful of applicable Federal Motor Vehicle Safety Standards. This information can be obtained directly from the National Highway Traffic Safety Administration. Adding non-dealer accessories or making modifications to the vehicle can affect vehicle performance, aerodynamics, and overall top speed. Please return all police vehicles to factory condition and settings upon decommissioning to prevent civilians from using these new 2024 calibrations, lighting and other features intended only for police and emergency customers. Wiring connection or splice changes are to be removed before the vehicle is returned to civilian use.

These vehicles are equipped with an airbag system. The airbag system in your police vehicle includes frontal driver and front outboard passenger airbags, front seat back side impact airbags and roof rail mounted head-curtain airbags. Customer installed equipment such as security barriers behind the front seats should not be mounted so that the barrier ends are within the side airbag deployment zones. The sensors and other components for the airbag system must not be relocated to accommodate the installation of customer furnished equipment; please refer to the service manual for sensor and other component locations. For information concerning instrument panel top pad mounted equipment and airbag system deployment zones, see the airbag information section in this catalog and the vehicle owners manual.

A note about vehicle alterations by independent suppliers: This catalog shows pictures of vehicles that have been altered or upfitted with equipment or components supplied to Chevrolet or its dealers by independent suppliers. GM is not responsible for the safety or quality of design features, materials or workmanship of any alterations by third parties.

INDEX

2024 SILVERADO 9C1 PPV (POLICE PURSUIT VEHICLE)

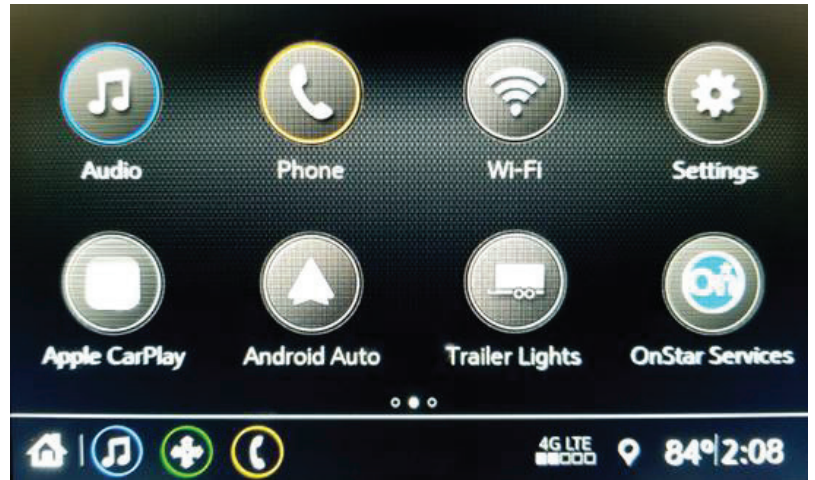
- **STANDARD FEATURES**
- **OPTIONAL EQUIPMENT**
- **COLORS & INTERIOR TRIM**
- **SPECIFICATIONS**
- **POWERTRAIN & EMISSIONS**
- **ILLUSTRATION HIGHLIGHTS**
- **WIRING DIAGRAMS**
- **AIRBAG DIMENSIONS**
- **AIRBAGS FAQ**
- **OnStar® OPTIONS**
- **MAINTENANCE AND LIMITED WARRANTY**



Shown with aftermarket equipment



Standard 120-volt power outlet in bed



Standard 7" diagonal touchscreen radio

STANDARD UNIQUE 9C1 (PPV) HIGHLIGHTED FEATURES REQUIRES (ZLQ) OR (PCV) CONVENIENCE PACKAGE.

AVAILABLE IN 1500 SERIES CREW CAB WITH SHORT BOX AND WT TRIM

- 5.3L V8 engine (L84) with 10-speed transmission and column shift (MI2)
- Heavy duty BREMBO® front brake calipers with 16" front rotors (J55)
- 2-speed transfer case (NQH)
- Off-road suspension (Z71)
- Locking rear differential (G80)
- Skid plates (NZZ)
- 20" x 9" Black painted steel wheels (PXT)
- 275/60 R-20 SL Goodyear all-terrain tires (QAE)
- Matching spare wheel and tire (RMW) with programmable tire pressure monitor
- Trailing package (Z82)
- Hill decent control (JHD)
- Automatic Stop/Start overridden (KLF)
- High-capacity air filter (K47)
- 220-amp alternator (KW5)
- 120-volt bed mounted power outlet (KC9)
- 120-volt dash mounted power outlet (KI4)
- Cruise control (K34)
- Power Mirrors (DLF)
- Remote Keyless Entry (AQQ) with Push to Start
- Protected Idle
- Certified speedometer calibration (VZ2)
- Calibration with keyless remote panic button exterior and lights/horn disable (5J1)
- Calibration and surveillance mode interior and exterior lighting (5J3)
- Head and taillamp flasher system, DRL Compatible (6J7)
 - Calibration for taillamp flasher Red/White (5J9)
 - Calibration for taillamp flasher Red/Red (5LO)

OPTIONAL UNIQUE 9C1 (PPV) FEATURES

- 2" Suspension Lift with monotube shocks (Z7X)
- Multi-Flex Tailgate (QK2)
- Trailer mirrors (DPO)
- Tinted rear windows (AK0) included with (PCV) WT Convenience Package
- Rear window defogger (C49) included with (PCV) WT Convenience Package
- Common Fleet Key (6E2) or (6E8)
- 4 additional keyless remote transmitters with internal pre-cut keys (AMF)
- Horn and Siren circuit (6J4)
- Grille lamps and siren speaker wiring provisions (6J3)
- Spotlights (LED) driver and passenger side (7X2)
- Spotlight (LED) driver side only (7X3)
- Spotlights (Halogen) driver and passenger side (7X7)
- Spotlight (Halogen) driver side only (7X6)
- Inoperative rear windows (6N5)
- Inside rear door handles and locks disabled (6N6)
- Front row 20% center seat delete (5Y1)
- Auto Door Locks disabled (BCV)
- Ship thru Kerr Industries (GEZ)
- Power Driver's Seat (A2X)

The four-wheel drive, crew cab, short box Silverado (9C1) Police Package has been designed for police work up to, and including high-speed emergency vehicle operations. GM restricts the sale of police vehicles and they are not to be sold to retail customers. Model CK10543 (four-wheel drive) with equipment group WT, (Z71) Off-Road Package or (Z7X) Suspension Package and either (ZLQ) WT Fleet Convenience Package or (PCV) WT Convenience Package are required when ordering 9C1 Police Package. Content, Options and Specifications shown are for the police version only which differ from retail civilian models.

9C1 PPV Package includes: 5.3L EcoTec3 V8 engine, Heavy-duty police-rated suspension with unique StabiliTrak performance calibration, 2-speed transfer case with auto-locking differential and Hill Descent Control. Police specific Brembo front brakes utilize 6-piston fixed calipers on 410mm rotors (32mm thick), 1-piston sliding rear calipers on 345mm rotors (20mm thick). 275/60 R-20 SL Goodyear all-season Goodyear Trail Runner tires are mounted on 20" heavy-duty black steel wheels with bolt-on center caps and includes a matching full-size spare, skid plates, Surveillance Mode, keyless remote panic button exterior lights/horn disabled, certified speedometer, work truck steering wheel with re-purposed cruise cancel button to operate Protected Idle, High-capacity air filter, 220 amp alternator, headlamp and taillamp flasher calibrations, cruise control, 120-V bed-mounted power outlet. Deletes (KL9) automatic stop/start.

STANDARD 9C1 INTERIOR FEATURES

AIR CONDITIONING	Single-zone with rear Heating/Cooling air vents.
ASSIST HANDLES	Front A-pillar mounted for driver and passenger, rear B-pillar mounted.
AUDIO SYSTEM FEATURES¹	Chevrolet Infotainment 3 system, 7" diagonal color touchscreen, AM/FM stereo, 6 speakers. Additional features for compatible phones include: Bluetooth ² audio streaming for two active devices, voice command pass-through to phone, wired Apple CarPlay and Android Auto capable.
BUCKLE TO DRIVE³	Buckle to Drive helps remind the driver to buckle up their seat belt before driving by preventing the vehicle from being shifted out of PARK temporarily when the driver's seat belt is not buckled. On some vehicles, the feature also reminds the front passenger to buckle up.
CALIBRATION, KEYLESS REMOTE	(5J1) Calibration to disable keyless remote panic button, exterior lights flashing and horn alarms.
COMPASS	Located in instrument cluster. Requires OnStar
CONVENIENCE PACKAGE	WT or WT Fleet Convenience Package. See OPTIONAL WORK TRUCK CONVENIENCE PACKAGES
DOOR LOCKS	Power
DRIVER INFO. CENTER	3.5 inch diagonal monochromatic display, provides warning messages and basic vehicle information
FLOOR COVERING	Front and Rear rubberized-vinyl floor mats available and included with optional color-keyed carpeting (B30).
INSTRUMENTATION CLUSTER	6-gauge cluster featuring speedometer, fuel level, engine temperature, tachometer, voltage and oil pressure
LTE WI-FI® HOTSPOT⁴	Can connect up to 7 devices; includes data trial for 1 month or 3GB (whichever comes first) Service varies with conditions and location. Available Wi-Fi requires compatible mobile device, active OnStar service and data plan. Data plans provided by AT&T. Visit www.OnStar.com/BusinessSolutions for details and system limitations.
MIRROR	Inside rearview manual tilt
ONSTAR®⁵	Fleet orders of properly equipped vehicles receive a 3-month trial of Driver Remote Access Plan, 3 months of Safety & Security coverage, and 1 month or 3GB of data (whichever comes first) from vehicle delivery date. Certain services require working electrical system, cell reception and GPS signal. OnStar links to emergency services. Data plans offered by AT&T. See OnStar.com/BusinessSolutions for details. Services subject to Terms and limitations and availability is subject to change.
POWER OUTLET	Instrument panel mounted. 120 volt. 400 watts shared with (KC9) bed mounted power outlet.
PUSH BUTTON START	Keyless Open and Start with two remote keyless entry transmitters.
REAR VISION CAMERA³	When you're in Reverse, Rear Vision Camera shows you an image of the area directly behind your vehicle to help you park and avoid vehicles and objects. You can also select to show an overlay of where your vehicle is heading.
RESTRAINT SYSTEM⁶	Seat belts at all designated seating positions with driver and front outboard passenger pretensioners. Airbags: Dual-stage frontal airbags for driver and front outboard passenger; includes front outboard Passenger Sensing System. Seat-mounted side-impact airbags for driver and front outboard passenger; Head Curtain airbags for front and rear outboard seating positions. NOTE: Nine inch seat belt extenders are available (part number 19259268) through our dealers at no charge.
SEAT, FRONT	40/20/40 Split Bench with arm rest storage and Vinyl trim. Driver and front passenger seat adjuster are 4-way manual (for cloth trim and power seat availability see seat availability page).
SEAT, REAR	60/40 folding bench (folds up), 3-passenger (includes child seat top tether anchor). Includes Rear seat Reminder. ⁵
SURVEILLANCE MODE	Calibration to disable interior & exterior automatic lighting. Feature is activated by adding wire connection to the BCM by customer/upfitter.
STEERING COLUMN	Tilt-Wheel, manual with wheel locking security feature
TEEN DRIVER MODE³	Teen Driver helps encourage driving skills for teens by providing an in-vehicle report card. It also activates certain safety systems, if equipped, when a Teen Driver-designated key fob is used and mutes the radio until the front seat occupants fasten their seat belts.
TEMPERATURE DISPLAY	Exterior temperature display located in radio display
THEFT DETERRENT SYSTEM	Vehicle Immobilizer (prevents vehicle start without correct key or remote). Content Theft System not available. See your Owner's Manual for system information.
TIRE PRESSURE MONITOR WITH TIRE FILL ALERT	Tire Pressure Monitoring System. The standard spare wheel includes an unprogrammed tire pressure monitor. Includes Tire Fill Alert in addition to the DIC warning when a tire has low pressure. This feature provides audible and visual indication when air is being added to the low tire to aid in achieving optimal tire pressure.
USB PORTS⁷	Two Charge/Data ports located on instrument panel
WINDOWS	Power front, drivers express up/down. Front passenger express down. Rear power express down.

1. Functionality varies by model. Full functionality requires compatible Bluetooth and smartphone, and USB connectivity for some devices. 2. Go to [<https://my.CHEVROLET.com/learnAbout/bluetooth>] to find out which phones are compatible with the vehicle. Full Bluetooth feature functionality varies by device, model, and software version. 3. Safety or driver assistance features are no substitute for the driver's responsibility to operate the vehicle in a safe manner. The driver should remain attentive to traffic, surroundings, and road conditions at all times. Visibility, weather, and road conditions may affect feature performance. Read the vehicle's owner's manual for more important feature limitations and information. 4. Service varies with conditions and location. Requires active OnStar service and paid AT&T data plan. Visit onstar.com for details and limitations. 5. OnStar services require vehicle electrical system (including battery), wireless service and GPS satellite signals to be available and operating for features to function properly. OnStar acts as a link to existing emergency service providers. Subscription Service Agreement required. Call 1.888.4ONSTAR (1-888-466-7827) or visit onstar.com for OnStar Terms and Conditions, Privacy Policy, details and system limitations. 6. Always use seat belts and child restraints. Children are safer when properly secured in a rear seat in the appropriate child restraint. See the Owner's Manual for more information. 7. Not compatible with all devices.

STANDARD 9C1 EXTERIOR FEATURES

BUMPER FRONT	Black (semi-gloss).
BUMPER REAR	Black (semi-gloss) with corner step.
CARGO TIE DOWN	12 fixed, Rated at 500 pounds per corner.
CAPLESS FUEL FILL	The vehicle has a capless refueling system and does not have a fuel cap. The filling nozzle must be fully inserted and latched prior to starting fuel flow. NOTE: Overfilling the fuel tank by more than three clicks of a standard fill nozzle may cause vehicle performance issue, including engine stalling and damage to the fuel system, fuel spills, potential fuel fires.
DAYTIME RUNNING LAMPS	Includes automatic exterior lamp control. Daytime running light delete option available.
DOOR HANDLES	Black
FLASHERS	Taillamp Flasher Calibration (5J9) flashes white (backup) and red (brake lamps) alternately when activated. Headlamp and taillamp Flasher System (6J7) DRL compatible with control wire. Head and Taillamp circuit for customer furnished switch and wiring.
GLASS	Solar absorbing, tinted.
GRILLE	Black bars with mesh inserts
HEADLAMPS	Halogen reflector with halogen Daytime Running Lamps and Automatic exterior lamp control. Altering headlamp assembly is not-Recommended. General Motors is not responsible for the effects of any modifications
LAMPS	Cargo area, cab mounted integrated with center high mount stop lamp, with switch in bank on left side of steering wheel (LED on Crew Cab models)
MIRRORS, OUTSIDE	Black, Manual
POWER OUTLET	Bed mounted. 120-volt. 400 watts shared with (K14) instrument panel mounted power outlet.
PICKUP BED	Built from high-strength roll-formed steel for durability with 12 fixed corner tie downs and 120v outlet
RECOVERY HOOKS¹	Front, frame-mounted.
SUSPENSION	Z71 Off-Road Package, includes (Z71) Off-Road suspension, (JHD) Hill Descent Control, (NZZ) skid plates and (K47) heavy-duty air filter. Requires Crew Cab, 4WD model, (L84) 5.3L EcoTec3 V8 engine, (Z82) Trailing Package and AT or MT tires. Includes Z71 hard badge, (G80) locking differential and (NQH) 2-speed transfer case.
TAILGATE	Gate function manual, no lift assist. Locking, utilizes same key as ignition and door. Includes Tailgate and bed rail protection cap.
TAILLAMPS	Incandescent tail, stop and reverse lights
TIRES	Track certified 275/60R20SL all-terrain, blackwall.
TIRE, SPARE	Spare tire is track certified, 275/60R20 all-terrain, blackwall includes unprogrammed tire pressure monitor.
TIRE, SPARE CARRIER	Keyed cylinder lock utilizes same key as ignition and door
WHEELS	20" x 9" (50.8 cm x 22.9 cm) Black painted steel

STANDARD 9C1 MECHANICAL FEATURES

AIR FILTER	High capacity air filter (K47) included with 9C1 Pursuit Package.
ALTERNATOR	220 amp Charging System with Idle Boost increases alternator output at idle with increased electrical load. See Specifications page for Alternator Output Chart.
BATTERY	Heavy-duty 730 cold-cranking amps/80 Amp-hr, maintenance-free with rundown protection and retained accessory power
ENGINE	5 .3L EcoTec3 V8, (355 hp [265 kW] @ 5600 rpm, 383 lb-ft of torque [518 Nm] @ 4100 rpm)
FRAME	Fully-boxed, hydroformed front section
FUEL TANK	Approximately 24 gallons (91 liters)
HILL DESCENT CONTROL	Sets and maintains vehicle speed while driving down steep grades in forward or reverse.
OIL COOLING	External engine oil cooler and auxiliary transmission oil cooler
RADIO SUPPRESSION	The Silverado vehicle systems are designed to prevent unwanted emissions and to minimize susceptibility and maximize immunity to external emissions (Electromagnetic (EMI) or Radio Frequency (RFI) Interference). Most emergency vehicle communications equipment operating at frequencies in the VHF Band (30-300 MHz) and up to frequencies in the UHF Band (300 MHz-3GHz) will function as intended without enhanced noise suppression.
REAR AXLE	3.23 ratio with standard automatic locking differential (G80)
SKID PLATES	Additional underbody shields provided standard with 9C1.
STABILITRAK	Stability control system with Proactive Roll Avoidance and traction control includes electronic trailer sway control and hill start assist. For description see Stability Control and Traction Control section
STEERING	Electric Power Steering (EPS) assist, rack-and-pinion
SUSPENSION, FRONT	Independent, coil over shock, includes 35mm twin tube shock absorbers
SUSPENSION, REAR	2-Stage multi-leaf springs, semi-elliptic
TRANSFER CASE	Two-speed, electronic Autotrac with push button control.
TRANSMISSION	10-speed automatic electronically controlled with steering column mounted shift lever and overdrive and tow/haul mode. Includes Cruise Grade Braking and Powertrain Grade Braking.

¹ Front recovery hooks are for vehicle recovery only. To avoid the risk of injury, never use recovery hooks to tow a vehicle. Never pull on recovery hooks from the side. The hooks could break and you and others could be injured. When using recovery hooks, always pull the vehicle from the front.

OPTIONAL WORK TRUCK CONVENIENCE PACKAGES (CHOOSE ONE OPTION)

ZLQ	WT FLEET CONVENIENCE PACKAGE - Includes (K34) cruise control and (DLF) power mirrors. Upgradeable to (DPO) trailer mirrors and includes (DD8) auto dimming rearview mirror.
PCV	WT CONVENIENCE PACKAGE - Includes (AKO) tinted windows, (C49) rear window defogger, (K34) cruise control and (DLF) power mirrors upgradeable to (DPO) trailer mirrors.

OPTIONAL INTERIOR FEATURES

UTQ	ALARM, HORN CONTENT THEFT DETERRENT, DISABLED - Calibration disables the horn for the theft deterrent alarm.
RIA	ALL WEATHER FLOOR LINER - 1st and 2nd rows (includes Chevrolet Bowtie logo). Requires (B30) color-keyed carpeting.
C49	DEFOGGER, REAR WINDOW - Electric
B30	FLOOR COVERING - Color-keyed carpeting. Includes front and rear vinyl floor mats
BCV	LOCK CONTROL REAR DOOR, AUTO DOOR LOCKS DISABLE - Calibration disables auto door locks and is activated through radio or DIC settings.
6N5	REAR DOOR WINDOW SWITCHES INOPERATIVE - Calibration for rear windows to operate from drivers position only. Window lockout switch remains illuminated in all positions when equipped with this feature.
6N6	REAR DOOR LOCKS AND HANDLES INOPERATIVE - Rear power locks are inoperable at rear door but operate from drivers' position, rear doors can be opened only from outside the vehicle. Requires (GEZ) Kerr Industries Ship-thru to mechanically remove hardware linkage.
UD5	FRONT AND REAR PARK ASSIST¹ - Front and Rear Park Assist provides alerts of nearby detected vehicles and objects in front of or behind your vehicle to help you park and avoid collisions.
VBJ	REAR UNDERSEAT STORAGE - Composite storage bin (see optional equipment section for illustration)
AMF	REMOTE KEYLESS ENTRY PACKAGE - Includes 4 additional transmitters. Keys will be cut but not programmed. Programming of keys is at customer's expense. Programming keys is not a warranty claim.
5T5	SEATS - Front cloth and second row vinyl.
A2X	SEAT ADJUSTER - Driver 10-way power seat including lumbar. Requires (ZLQ) WT Fleet Convenience Package, (KI4) 120-volt power outlet and (HOU) Jet Black interior.
9L7	UPFITTER SWITCH KIT - Provides three (3) 30amp and two (2) 20amp circuits to facilitate installation of aftermarket electrical accessories. Kit with all required parts will be shipped loose with the truck for installation by the dealer or upfitter. Installation instructions and technical assistance available at www.gmupfitter.com .
6J4	WIRING - Horn and siren circuit. Requires Kerr Industries ship thru (GEZ).
6J3	WIRING - Provisions for grille lamps and siren speakers. Requires Kerr Industries ship thru (GEZ).
PQA	WT SAFETY PACKAGE - (UD5) Front and Rear Park Assist ¹ , (UKC) Lane Change Alert ¹ with Side Blind Zone Alert ¹ , (UFB) Rear Cross Traffic Alert- Braking ¹ . Includes (V46) Chrome front bumper, (VJH) Chrome rear bumper (DP6) Black high gloss mirror caps (U12) Perimeter Lighting and (KI4) 120-volt power outlet.

OPTIONAL EXTERIOR FEATURES

VQO	ASSIST STEP - Black work step, Included with (PDW) Assist Step and Tonneau Value Package. Not available with any other assist steps.
VT2	ASSIST STEPS - Black 6" tubular rectangular wheel-to-wheel.
RVQ	ASSIST STEPS - Black 6" tubular rectangular. Not available with any other assist steps
RVS	ASSIST STEPS - Black 4" round. Not available with any other assist steps
CGN	BEDLINER, CHEVYTEC SPRAY-ON - Black (does not include spray-on liner on tailgate due to Black composite inner panel). Not available with (ZW9) pickup bed delete. Not available with any Ship Thrus EXCEPT (VCO), (VDT), (VYC) or (VYS).
V46	BUMPER FRONT - Chrome. Requires (VJH) Chrome rear bumper and (E63) Durabed, pickup bed. Included with (PQA) WT Safety Package.
VJH	BUMPER REAR - Chrome. Requires (V46) Chrome front bumper. Included with (PQA) WT Safety Package.
9G8	DAYTIME RUNNING LAMPS DELETE - Daytime Running Lamps and automatic headlamp control delete, deletes standard Daytime Running Lamps and automatic headlamp control features from the vehicle for police stealth surveillance.
9M4	DECAL AND NAME PLATE DELETE - Tailgate. Deletes all nameplates and decals on the pickup box tailgate. Not available with SEO (8F2) ornamentation delete.
9R1	DECAL DELETE - Pickup box Deletes the "4x4" decal from the side of the pickup box. Requires 4WD models only. Not available with SEO (8F2) ornamentation delete
AKO	GLASS - Deep tinted
6E2	KEY SINGLE - Complete vehicle fleet. Provides a single key with a specific code that is common to the door locks and ignition of all the vehicles in the vehicle fleet. Key code is an alternate to SEO 6E8 complete vehicle fleet common key. Compatible with 2021 or newer Tahoe with option code 6E2. Requires (SAF) spare tire lock, (UTQ) Alarm, Horn Content Theft Deterrent, Disabled and Government type order.
6E8	KEY SINGLE - Complete vehicle fleet. Provides a single key with a specific code that is common to the door locks and ignition of all the vehicles in the vehicle fleet. Key code is an alternate to SEO 6E8 complete vehicle fleet common key. Compatible with 2021 or newer Tahoe with option code 6E8. Requires (SAF) spare tire lock, (UTQ) Alarm, Horn Content Theft Deterrent, Disabled and Government type order.

¹ Safety or driver assistance features are no substitute for the driver's responsibility to operate the vehicle in a safe manner. The driver should remain attentive to traffic, surroundings, and road conditions at all times. Visibility, weather, and road conditions may affect feature performance. Read the vehicle's owner's manual for more important feature limitations and information.

5H1	KEY EQUIPMENT - Two additional keys for single key system. Provides two additional spare keys for a total of (4). (Keys will be cut but not programmed). Programming of keys is at customer's expense. Programming keys is not a warranty claim.
UF2	LED CARGO AREA LIGHTING - Located in pickup bed, activated with switch on center switch bank or key fob
VK3	LICENSE PLATE KIT - Front (will be shipped to orders with ship-to states that require front license plate)
DP6	MIRROR CAPS, PAINTED - Body-color. High gloss Black Included and only available with (PQA) WT Safety Package.
DPO	MIRROR OUTSIDE POWER ADJUSTABLE - Adjustable vertical trailing with heated upper glass, lower convex mirrors, integrated turn signals, clearance lamps, and auxiliary lighting. Manual folding/extending.
QK2	MULTI-FLEX TAILGATE - Six function gate (Primary, easy access, load stop, full width step, inner gate load stop, inner gate work surface).
8F2	ORNAMENTATION, DELETE - Deletes decals and nameplates on truck exterior
9V5	PAINT - Solid, Woodland Green All normally body colored non-sheet metal parts will be Black May require extended lead time. Door handles and mirrors will be grain Black Deletes standard/packaged body side moldings. Requires (TGK) Special Paint and (01U) Special Paint.
9W3	PAINT - Solid, Wheatland Yellow. All normally body colored non-sheet metal parts will be Black May require extended lead time. Door handles and mirrors will be grain Black Deletes standard/packaged body side moldings. Requires (TGK) Special Paint and (01U) Special Paint.
9W4	PAINT - Solid, Tangier Orange. All normally body colored non-sheet metal parts will be Black May require extended lead time. Door handles and mirrors will be grain Black Deletes standard/packaged body side moldings. Requires (TGK) Special Paint and (01U) Special Paint.
SFW	REAR BACKUP ALARM CALIBRATION - This calibration will allow installation of an aftermarket back-up alarm by disabling rear perimeter lighting. Not available with SEO (8S3) backup alarm.
8S3	REAR BACKUP ALARM 97 DECIBELS - Not available with SEO (SFW) backup alarm.
01U	SPECIAL EXTERIOR COLOR - All normally body colored non-sheet metal parts will be black including front fascia, cab spoiler on Double & Crew cabs and LT trim door handles. May require extended lead time.
VQK	SPLASH GUARDS, MOLDED - Black (see optional equipment section for illustration)
7X2	SPOTLAMPS - Left and right-hand pillar mounted, LED. Requires (GEZ) Kerr Industries ship thru.
7X3	SPOTLAMP - Left-hand pillar mounted, LED. Requires (GEZ) Kerr Industries ship thru.
7X6	SPOTLAMP - Left-hand pillar mounted, Halogen. Requires (GEZ) Kerr Industries ship thru.
7X7	SPOTLAMPS - Left and right-hand pillar mounted, Halogen. Requires (GEZ) Kerr Industries ship thru.
Z7X	SUSPENSION - Z71 Off-Road equipment with 2" lift. Includes monotube shocks, (JHD) Hill Descent Control, (NZZ) skid plates, (K47) heavy-duty air filter and Z71 hard badge.
VPB	TONNEAU COVER, PREMIUM SOFT - Roll-up. Not available with any other tonneau cover.
5JY	TONNEAU COVER, SOFT - Tonneau cover by Advantage. Not available with any other tonneau cover.
VOZ	TONNEAU COVER, HARD - Folding tonneau cover by REV. Not available with any other tonneau cover.
SFE	WHEEL LOCKS - Set of 4
5Z4	WHEEL, SPARE - Carrier and lock delete. Deletes the base spare wheel, carrier and lock. Does not delete jack or tools. Requires SEO (9L3) spare tire delete. Not available with (RC3). Tires, 265/70R17 all-terrain, blackwall.

OPTIONAL MECHANICAL FEATURES

K05	ENGINE BLOCK HEATER
Z82	TRAILERING PACKAGE - Includes trailer hitch, 7-pin and 4-pin connectors and (CTT) Hitch Guidance

AVAILABLE EXTERIOR COLORS ACTUAL COLORS MAY VARY



*Available at extra charge.


SEO PAINT AVAILABLE ACTUAL COLORS MAY VARY



NOTE:

- Actual color may vary
- GM will require 5 orders before sending to the plant
- May require extended lead time.

AVAILABLE INTERIOR COLOR ACTUAL COLORS MAY VARY



SPECIFICATIONS

5.3L ENGINE (L84) WITH 10-SPEED TRANSMISSION (M12)

Z7X 4WD

Top Speed ¹ (mph/kph)	114/183.5
Distance to reach Top Speed ¹ (miles)	0.48
Acceleration ¹ 0-20 mph (sec.)	1.81
Acceleration ¹ 0-30 mph (sec.)	2.82
Acceleration ¹ 0-40 mph (sec.)	4.14
Acceleration ¹ 0-50 mph (sec.)	5.54
Acceleration ¹ 0-60 mph (sec.)	7.24
Acceleration ¹ 0-70 mph (sec.)	9.22
Acceleration ¹ 0-80 mph (sec.)	11.62
Acceleration ¹ 0-90 mph (sec.)	14.49
Acceleration ¹ 0-100 mph (sec.)	18.28
Distance to reach 100 mph ¹ (miles)	0.32

Z71 4WD

Top Speed ¹ (mph/kph)	114/183.5
Distance to reach Top Speed ¹ (miles)	0.49
Acceleration ¹ 0-20 mph (sec.)	1.86
Acceleration ¹ 0-30 mph (sec.)	2.86
Acceleration ¹ 0-40 mph (sec.)	4.21
Acceleration ¹ 0-50 mph (sec.)	5.63
Acceleration ¹ 0-60 mph (sec.)	7.39
Acceleration ¹ 0-70 mph (sec.)	9.38
Acceleration ¹ 0-80 mph (sec.)	11.79
Acceleration ¹ 0-90 mph (sec.)	14.62
Acceleration ¹ 0-100 mph (sec.)	18.28
Distance to reach 100 mph ¹ (miles)	0.32

4WD

Model	CK10543 Short Box
Projected top speed in reverse (without equipment or payload)	37mph/60kph

EPA-ESTIMATED MPG GASOLINE FUEL ECONOMY RATINGS

5.3L gas engine 4WD (City/Highway/Combined)	TBD
5.3L gas engine 4WD with Z7X 2" lift (City/Highway/Combined)	TBD

Note: EPA-ESTIMATED ratings are official, not estimate based on GM testing

VEHICLE WEIGHT (LBS./KG.)

Seating capacity (F/R)	3/3
GVWR ³ (Gross Vehicle Weight Rating)	7100/3220
FGAWR (Front Gross Axle Weight Rating)	3800/1724
RGAWR (Rear Gross Axle Weight Rating)	2060/935
GCWR ⁴ (Gross Combination Weight Ratings)	15000/6803
Maximum Payload ⁵	1860/844
Base curb weight	5201/2359
Maximum Trailering Capacity ⁶	9400/4264

PASSENGER COMPARTMENT VOLUME (cu.ft./liters)

	CK10543
Passenger Volume	129.8/3636

FRONT COMPARTMENT (in./mm)

	CK10543
Head room	43.03/1093
Shoulder room	66.02/1677
Hip room	61.18/1554
Leg room	44.53/1131

REAR COMPARTMENT (in./mm)

	CK10543
Head room	40.12/1019
Shoulder room	65.16/1655
Hip room	60.24/1530
Leg room	43.4/1102

EXTERIOR (in./mm)

	CK10543
Wheelbase	147.43/3745
Overall length	231.7/5885
Body width (without mirrors)	81.24/2063
Overall height*	75.51/1918
Front bumper to back of cab	150.9/3833
Inside length of box at floor	69.92/1776
Inside height, bed	22.4/569
Inside bed width	71.4/1814
Inside width, between Wheel housing, Fleetside	50.63/12866
Turning radius, ft./m	46.9/14.3
Ground clearance,*	10.9/277
Fording depth*	22/559

*Published dimensions indicated are at Base Curb Weight.

1. Based on 2024MY Michigan State Police Vehicle Test Results. All vehicles tested with clean roof and no additional equipment or added ballast. Adding non dealer accessories or making modifications to the vehicle can affect vehicle performance, aerodynamics, overall top speed and acceleration. 2. Cargo and load capacity limited by weight and distribution. 3. Gross Vehicle Weight Rating (GVWR). When properly equipped, includes vehicle, passengers, cargo and equipment. 4. Maximum Gross Combined Weight Rating (GCWR). When properly equipped; includes weight of the vehicle and trailering combination, including the weight of driver, passengers, fuel, optional equipment and cargo in the vehicle and trailer. 5. These maximum payload ratings are intended for comparison purposes only. Before you buy a vehicle or use it to haul people or cargo, carefully review the vehicle loading section of the Owner's Manual and check the carrying capacity of your specific vehicle on the label on the inside of the driver's door jamb. 6. Before you buy a vehicle or use it for trailering, carefully review the Trailering section of the Owner's Manual. The weight of passengers, cargo and options or accessories may reduce the amount you can tow. 7. Published dimension indicated is from ground and without optional equipment or accessories. Additional accessories or equipment ordered at the customer's request can result in a minor change in this dimension.

SPECIFICATIONS

5.3L ENGINE (L84) WITH 10-SPD TRANS (M12)

ENGINE	STANDARD
Type	EcoTec3 V8
Displacement: liters/cu. in.	5.3/325
Horsepower/rpm	355 @ 5600
Torque lb.-ft./rpm	383 @ 4100
Induction system	Direct Injection
Compression ratio	11.0:1
Exhaust	Single
Minimum recommended fuel octane	87
Fuel capacity, approximate, gallon/liters	24/91
Oil with filter (quarts/liters)	8.5/8
Cooling capacity (quarts/liters)	17.4/16.5

TRANSMISSION

Automatic electronic with overdrive and grade braking	10-Speed
---	----------

AXLE

Ratio	3.23
-------	------

BRAKES

eBoost ABS	Disc/Disc
Front-swept area (sq. in./sq. cm)	288.5/1861.2
Rear-swept area (sq. in./sq. cm)	263.7/1701.6
Front rotor diameter (in./mm)	16.1/410
Rear rotor diameter (in./mm)	13.58/345
Front rotor thickness (in./mm)	1.26/32
Rear rotor thickness (in./mm)	0.79/20
Projected stopping distance with Z7X suspension ¹	144.2ft.@60.0 mph
Projected stopping distance with Z71 suspension ¹	144.9ft.@60.0 mph

TIRES

Type	All Terrain, Blackwall
Size	275/60R20

WHEELS

Type	Painted Steel
Size	20"x9"

CHASSIS

Frame	Full perimeter steel
Front suspension	Coil over shock with 35mm twin tube shocks
Rear suspension	2-stage multi-leaf springs, semi-elliptic
Steering type	Electric Rack and Pinion
Steering ratio	NA

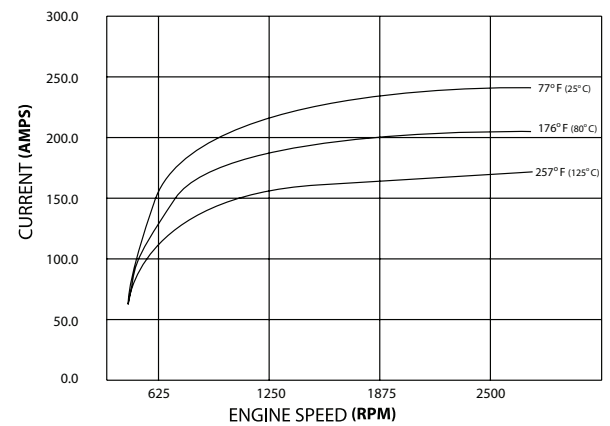
BATTERY

Type	Maintenance free
BCI group size	LN3
Volts	12
Amp hour rating	70
Cold cranking-amps @ 0°F (-18°C)	730

ALTERNATOR

Type	MELCO GX9
Amps	77°F (25°C) 220

SILVERADO PPV ALTERNATOR OUTPUT



BOOST LEVEL	PARK/NEUTRAL	DRIVE
Normal Idle	550	550
1	800	650
2	800	725
3	1000	800

TRAILERING SPECIFICATIONS - Automatic Transmission Ratings with Ball Hitch (L84) 5.3L EcoTec3 V8 DI VVT aluminum block

MODEL	AXLE RATIO	MAXIMUM TRAILER TOWING LBS. (KG)
CK10543	3.23	9300 (4218)

Maximum Trailer Towing Rating is calculated based on SAE J2807 (Base vehicle plus one driver plus one passenger plus options). The weight of other optional equipment, passengers and cargo will reduce the Maximum Trailer Towing your vehicle can tow.

GCWR For Engine/Rear Axle Ratio Combination - Automatic Transmission

MODEL	(GCWR) GROSS COMBINATION WEIGHT RATINGS LBS. (KG)
(L84) 5.3L EcoTec3	3.23 15000 (6804)

¹ Based on 2024MY Michigan State Police Vehicle Test Results. All vehicles tested with clean roof and no additional equipment or added ballast. Adding non dealer accessories or making modifications to the vehicle can affect vehicle performance, aerodynamics, overall top speed and acceleration.

POWERTRAIN

ENGINE				TRANSMISSION		AXLE	
OPTION CODE	TYPE	DISPLACEMENT SYSTEM	FUEL CODE	OPTION CODE	TYPE	OPTION	RATIO
L84	V8	5.3/325	DI, Active Fuel Management	MI2	10-Speed auto w/OD and grade braking	GU6	3.23

EMISSIONS - MUST BE SPECIFIED

FE9	Emissions , Federal requirements
YF5	Emissions , California state requirements
NE1	Emissions , Connecticut, Delaware, Maine, Maryland, Massachusetts, New Jersey, New York, Oregon, Pennsylvania, Rhode Island, Vermont and Washington state requirements
NB8	Emissions override , California (allows a dealer in states that require California emissions - California, Connecticut, Delaware, Maryland, Massachusetts, New Jersey, New York, Oregon, Pennsylvania, Rhode Island or Washington - to order Federal emissions for a vehicle that will be registered in a state that has Federal emission requirements). Do not use for vehicles that will be registered in California, Connecticut, Delaware, Maryland, Massachusetts, New Jersey, New York, Oregon, Pennsylvania, Rhode Island or Washington. Requires (FE9) Federal emissions requirements. Not available in Maine or Vermont.
NB9	Emissions override , state-specific (for dealers ordering vehicles in (YF5) or (NE1) emission states - California, Connecticut, Delaware, Maine, Maryland, Massachusetts, New Jersey, New York, Oregon, Pennsylvania, Rhode Island, Vermont and Washington) Allows a California dealer (YF5 emissions) to order (NE1) emissions with (NB9) emissions override code for registration in (NE1) states; or, a Connecticut, Delaware, Maine, Massachusetts, New Jersey, New York, Oregon, Pennsylvania, Rhode Island, Vermont and Washington dealer (NE1 emissions) to order (YF5) emissions with (NB9) emissions override code for registration in California.
NC7	Emissions override , Federal (for vehicles ordered by dealers in Federal emission states with (YF5) or (NE1) emissions - Not required for vehicles being shipped to California, Connecticut, Delaware, Maine, Maryland, Massachusetts, New Jersey, New York, Oregon, Pennsylvania, Rhode Island, Vermont or Washington) Requires (YF5) California state emissions requirements or (NE1) Connecticut, Delaware, Maine, Massachusetts, New Jersey, New York, Pennsylvania, Rhode Island or Vermont state emission requirements.

NOTE: The 2024 Chevrolet Silverado Special Service Vehicle with the 5.3L Engine (L84) with Emission Option Codes:

FE9 NAME CERTIFICATION EMISSION, FEDERAL

NE1 NAME CERTIFICATION EMISSION, GEOGRAPHICALLY RESTRICTED

YF5 NAME CERTIFICATION EMISSION, CALIFORNIA is certified to EPA Tier 3 BIN 70 standards and qualifies as ULEV 70 (Ultra Low Emission Vehicle) under California Air Resources Board (CARB) requirements, meaning it is 50-state certified.

EPA engine family or test group: MGMXT05.3388

TIRES

MANUFACTURER	QUANTITY	SIZE	SPEED RATING	TYPE
Firestone	5	275/55R20	S	All Terrain BW

2024 SILVERADO PPV SPEEDOMETER CERTIFICATION CALIBRATION

To Whom It May Concern:

The speedometer system in the 2024 model year and Silverado PPV is accurate to +/- 2mph in the temperature range of -23 to 49 °Celsius (-10 to 120 ° Fahrenheit) over the useful life of the vehicle. The speedometer system includes the vehicle integrated speed measurement system and indication of the vehicle speed on the speedometer.

GM specified vehicle maintenance is required to maintain the stated accuracy of the speedometer system. The accuracy of the speedometer system is dependent on and affected by the required vehicle maintenance including; following placard tire inflation pressure of 35 psi, monitoring tire wear as directed by the owner's manual, tire replacement with 275/55 R-20 Firestone tire size and manufacture, maintaining original OEM driveline ratios, maintaining original OEM electronic module calibration files and following vehicle loading limitations.

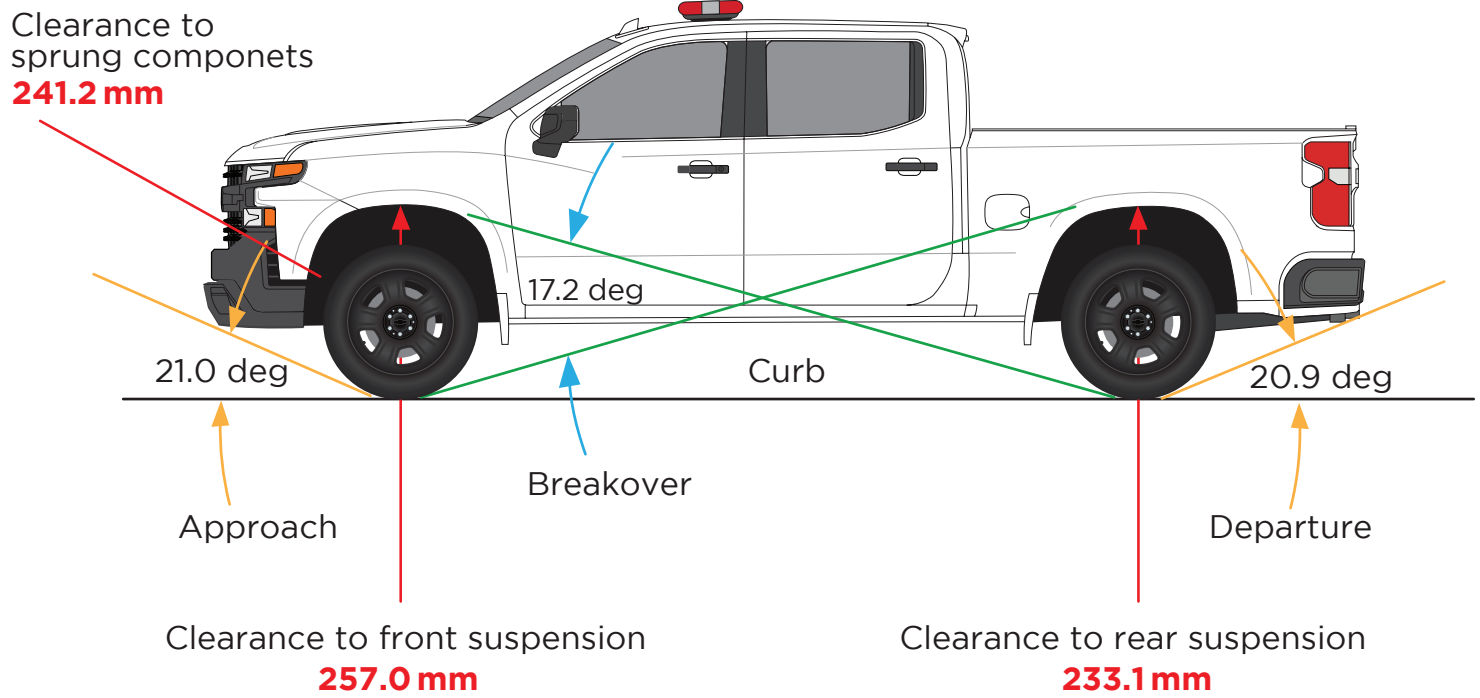
Regards,



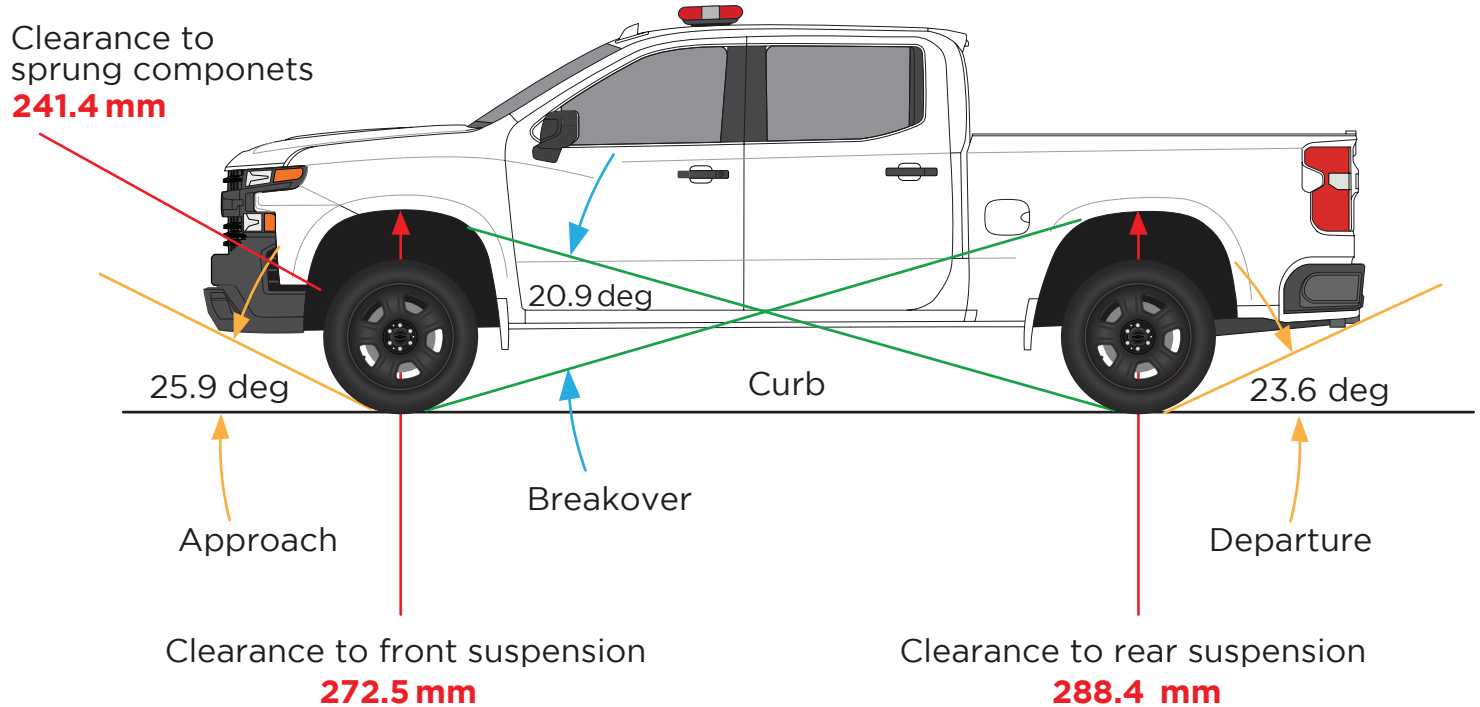
Sean O'Shae
Police Vehicle Program Engineering
Manager

APPROACH AND DEPARTURE ANGLES

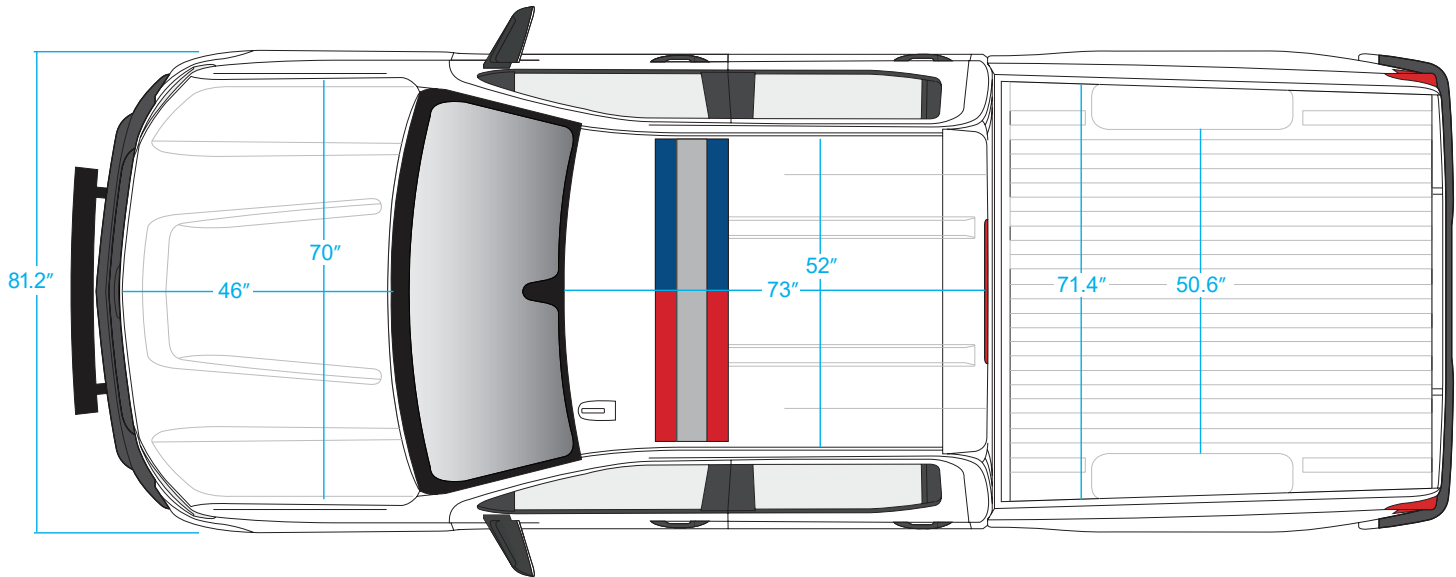
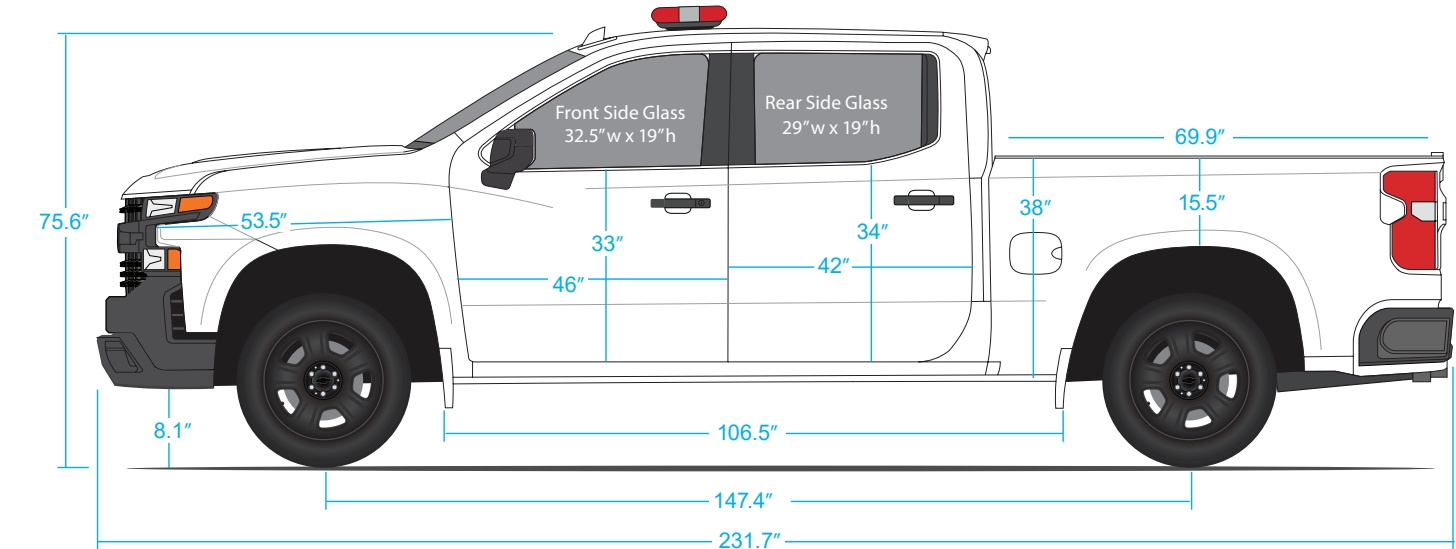
PPV Z71



PPV Z7X (optional 2" lift)



DIMENSIONS PPV SHORT BED



Estimated material sizes to wrap:

- Hood - 72" x 50"
- Front Doors - 50" x 36"
- Rear Doors - 45" x 37"
- Roof - 75" x 54"
- Tailgate - 69" x 26"



STANDARD SUSPENSION

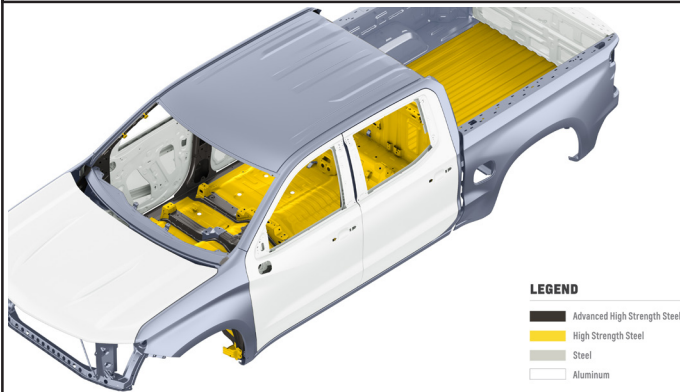


OPTIONAL Z7X 2" SUSPENSION LIFT



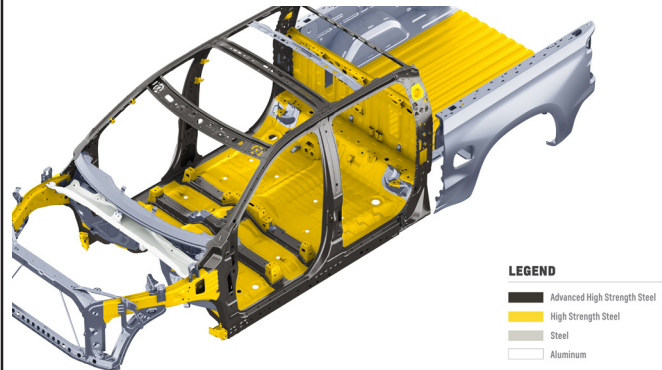
BODY, CAGE, UNDERBODY AND FRAME MATERIAL

BODY




The 2024 Chevrolet Silverado is up to 450 pounds lighter than the previous model through the use of mixed materials. Featuring fixed steel body components and aluminum swing panels (doors, hood, tailgate) the body is up to 88 pounds lighter

CAGE




The 2024 Chevrolet Silverado is 450 pounds lighter than the prior model due to the extensive use of mixed materials. The underlying safety cage features significant use of advanced high strength steels, each tailored for the specific application.

UNDERBODY



The 2024 Chevrolet Silverado is up to 450 pounds lighter than the previous model due to extensive use of mixed materials.

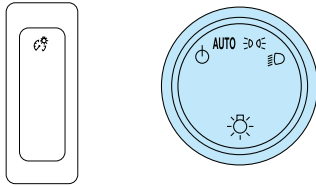
FRAME



The 2024 Chevrolet Silverado features a fully boxed steel frame that is 88 pounds lighter than its predecessor, while offering 10 percent greater torsional rigidity. Eighty percent of the frame is made of high-strength steel varying from 2 to 5 millimeters in thickness, and every millimeter is optimized for performance using a variety of processes, including hydroforming, roll forming, conventional stamping and tailor-rolled blanking.

STANDARD FEATURES

SURVEILLANCE FEATURE 5J3 MANUAL LAMP CONTROL 9G8



The headlamp control on the driver's side of the instrument panel operates the exterior lamps. If your Silverado does not have option 9G8, DELETE DAYTIME RUNNING LAMPS and AUTOMATIC HEADLAMPS, the Daytime Running Lamps and Automatic Headlamps can be turned OFF for one ignition cycle by rotating the headlamp control knob momentarily counter-clockwise. See your Silverado Owner's Manual.

Surveillance Feature: The Body Control Module (BCM) is calibrated to provide disabling of the exterior and interior automatic lighting. The BCM is located under the instrument panel to the left side of the steering column.

The Surveillance Feature can be activated by installing a terminated wire in cavity 20 of the BCM connector X3. When a customer-provided terminated wire, e.g., GM T/L 19370262, is installed in X3-20 and the wire is connected to vehicle ground via a customer switch, automatically controlled lighting is disabled or dimmed to Federally regulated level. BCM connector X3 is shown below.

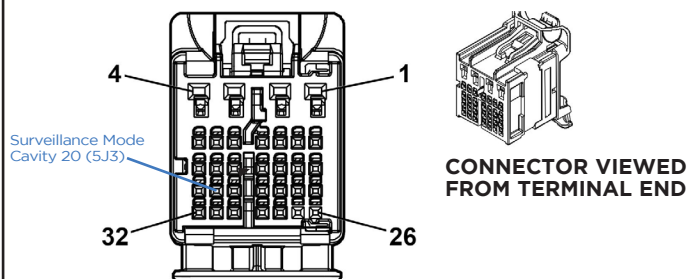
Option SEO 9G8 - Delete Daytime Running Lamps and Automatic Headlamps. This option disables the Daytime Running Lamps and Automatic Headlamps control feature. Exterior lamps are only manually controlled (Option 9G8 is not available in Canada).

When the headlamp switch is in Auto with 9G8 installed, the instrument cluster, radio display and air conditioning illumination remains at daytime intensity and are dimmable only when the headlamp switch is rotated to the Parking Lamps or Headlamps positions. If SEO 9G8 is not installed, the displays are dimmable with the Headlamp switch in the AUTO position. The instrument cluster, radio and AC displays will dim if the Surveillance Feature is activated as described above.

Interior courtesy lamps, including dome lamps, can be turned OFF with a three-position switch located in the front overhead console. The interior lamp control positions are: OFF - DOOR - ON

When the switch is in the OFF position, all interior lighting remains off whenever the doors are opened.

NOTE: Wiring connection or splice changes are to be removed before the vehicle is returned to civilian use.



PROTECTED IDLE

The Protected Idle Feature allows the vehicle to remain idling but will not allow the transmission to be shifted from Park without a valid key fob.

ACTIVATING PROTECTED IDLE

Preconditions (All preconditions must be met.)

Vehicle is in PROPULSION (engine running) state

Vehicle is in Parked State

Vehicle speed is less than 4 kilometers per hour

Valid key fob is present.

Activation

Press and Hold the Cruise Cancel Switch for 2 seconds

Vehicle Feedback.

Upon activation of Protected Idle, the Digital Information

Center (DIC) will display the following:

"Protected Idle ON"

"Park in Open Area"

"Take Your Key"

If any of the above preconditions are not met while activating Protected Idle, DIC will display the message: "Protected Idle Unavailable"

DEACTIVATING PROTECTED IDLE

Valid key fob is present

Press brake pedal and shift out of Park **OR**

Press and hold the Cruise Cancel Switch for 2 seconds **OR**

Press the Ignition Switch with the Brake Pedal pressed.

DIC messages will turn off, indicating Protected Idle is no longer activated.

CONDITIONS UNDER WHICH THE PROTECTED IDLE WILL TURN OFF AND VEHICLE WILL TRANSITION TO OFF POWER MODE

Brake pedal pressed without a valid key fob present **OR**

Cruise Cancel Switch depressed without a valid key fob present **OR**

Ignition Switch pressed without a valid key fob present **OR**

With a valid key fob present, ignition switch is pressed and brake pedal is not pressed (the system treats this action as a customer request to turn OFF the vehicle.) **OR**

Engine stalls. Horn chirps occur. **OR**

Low fuel condition. Horn chirps occur.

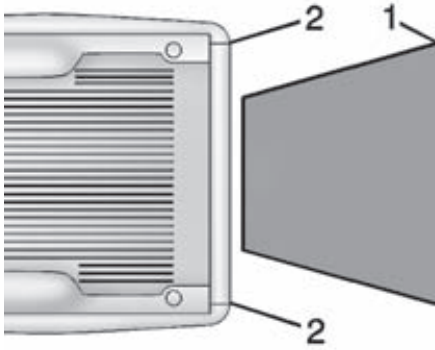
CONDITIONS UNDER WHICH THE PROTECTED IDLE WILL TURN OFF AND VEHICLE WILL TRANSITION TO RUN POWER MODE.

If the Shift Lock mechanism is defeated and shifted Out of Park while the Protected Idle is active, the vehicle will transition to the RUN power mode (the engine will be turned off) and Protected Idle will be deactivated and Horn chirps occur. DIC messages will turn off indicating Protected Idle is inactive.

ALWAYS PROPERLY SUPERVISE A VEHICLE WHEN PEOPLE OR ANIMALS ARE INSIDE WHEN THE ENGINE IS IDLING.

STANDARD FEATURES

REAR VISION CAMERA



1. View Displayed by the Camera in infotainment Screen
2. Corners of the Rear Bumper

Displayed images may be farther or closer than they appear. The area displayed is limited and objects that are close to either corner of the bumper or under the bumper do not display.

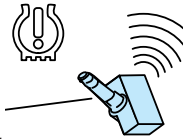
When the vehicle is in R (Reverse), at low speeds the RVC displays an image of the area behind the vehicle in the center stack display. The previous screen displays when the vehicle is shifted out of R (Reverse) after a short delay. To return to the previous screen sooner, press a button on the infotainment system, shift into P (Park), or reach a vehicle speed of 8 km/h (5 mph).

NOTE: The Rear Vision Camera will not work properly if the tailgate is down. If the tailgate is down, do not use this system.

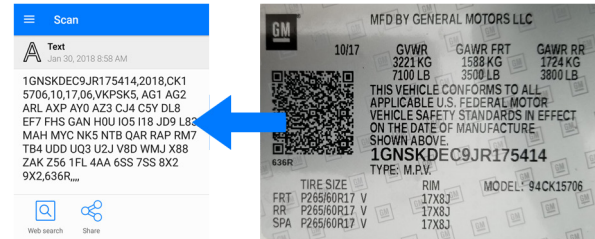
Safety or driver assistance features are no substitute for the driver's responsibility to operate the vehicle in a safe manner. The driver should remain attentive to traffic, surroundings and road conditions at all times. Visibility, weather, and road conditions may affect feature performance. Read the vehicle's owner's manual for more important feature limitations and information.

TIRE PRESSURE MONITOR WITH TIRE FILL ALERT

The 2024 Chevy Silverado 9C1 is equipped with a Tire Pressure Monitor System (TPMS) that warns of low tire pressure. The 2024 Chevy Silverado has an optional full size spare (OOA) which includes an unprogrammed tire pressure sensor. Then the optional spare tire from your vehicle or another 2024 Chevy Silverado is placed in use as a road wheel, the TPMS will not read the presence of the new sensor until it is calibrated. Refer to your owner's manual for additional information about calibration of the TPMS. See also the Tire Fill Alert feature.

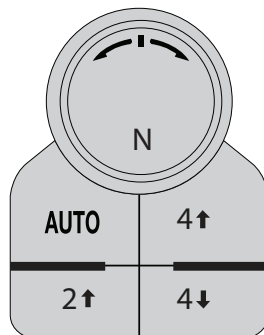


SERVICE PARTS IDENTIFICATION LABEL



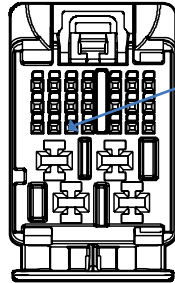
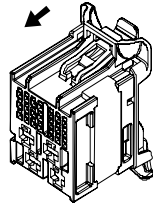
A Service Parts Identification (SPID) Label provides Vehicle Identification Number (VIN)-specific Option Code content list, Engineering Model Number (Nameplate, body style), Exterior paint system, Exterior paint color code and Interior trim level and color.

NQH AUTOMATIC TRANSFER CASE



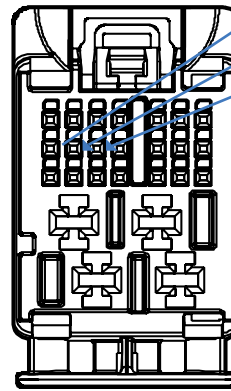
Active, 2-speed electronic Autotrac with rotary controls, includes neutral position for dingy towing. Use the transfer case knob next to the steering wheel to shift into and out of four-wheel drive.

STANDARD FEATURES

RADIO MUTE FEATURE¹Radio Mute Feature
Cavity 19CONNECTOR VIEWED
FROM TERMINAL ENDK219 Lighting
Control Module X4

The following customer device electrical specifications must be met to avoid damage to the vehicle Exterior Lighting Module (ELM) input circuitry: - No inductance allowed - Maximum Load Capacitance: 600 nano-farads. - Maximum Closed switch contact resistance: 20 ohms - Minimum Open switch contact resistance: 100,000 ohms. The Radio Mute feature function is provided to permit muting of the vehicle radio when an emergency vehicle 2 way radio is transmitting. It can be accessed by using the Crimped wire **GM Service Part Number 19370262** terminal connector. Inserted into the ELM connector X4 pin 19. When that inserted wire is grounded, then the radio mute feature is activated.

5J9 5L0 6J7

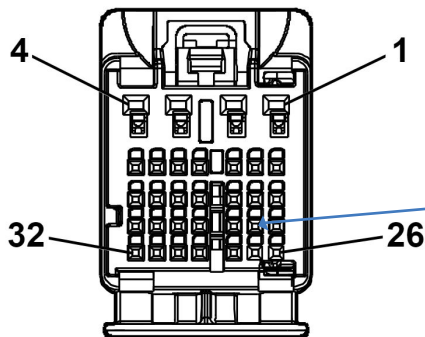
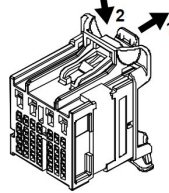
FRONT AND REAR
FLASHERS¹K219 Lighting
Control Module X4
This harness connector
can be found under the
dash on far-left side.Tail Lamp Flasher RED/RED
Cavity 12 (5L0)Tail Lamp Flasher RED/WHITE
Cavity 13 (5J9)

Head Lamp Flasher Cavity 14 (6J7)

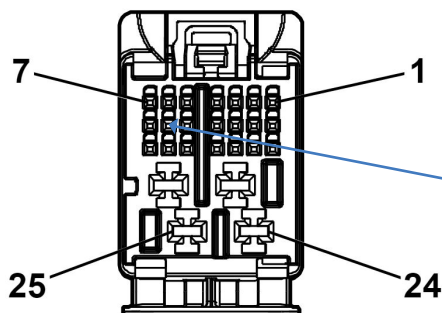
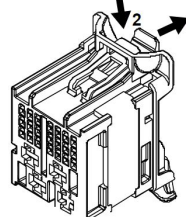
The stop lamps and backup lamps will flash to provide an alternating red/red (5L0) when connected to Cavity 12 or red/white (5J9) when connected to Cavity 13 (5J9)".

The rear lamps flashing mode is interrupted when ever the service brakes are applied.

The flashers are activated by a customer-provided switch ground connected at the ELM (Electronic Lamp Module)" connector X4 Cavity 12 (5L0) or Cavity 13 (5J9) and/or Cavity 14 (6J7). These can be accessed using the **GM Service Part Number 19370262** terminal connector. Before adding the terminated wire leads, remove the terminal lock from the connector.

DRIVER DOOR AJAR¹CONNECTOR VIEWED
FROM TERMINAL ENDLeft Front Door Ajar
Switch Cavity 17

The driver door ajar signal can be used to determine when the driver door is ajar. The signal goes high (+12 volts) when the driver's door is opened. It can be accessed by using the crimped wire **GM Service Part Number 19370262** terminal connector. Inserted into the BCM connector X6 pin 17

OUT OF PARK FEATURE¹CONNECTOR VIEWED
FROM TERMINAL END

Out of Park Cavity 13

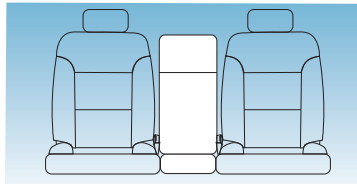
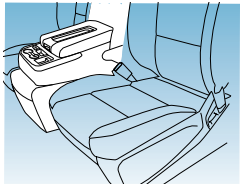
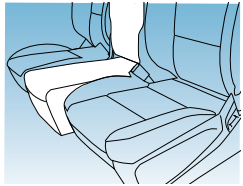
The out of park signal can be used to determine when the transmission gear selector is in park. The signal goes high (+12 volts) when the when shifted out of park. It can be accessed by using the crimped wire **GM Service Part Number 19370262** terminal connector. Inserted into the BCM connector X1 pin 13

1. Wiring connection or splice changes are to be removed before the vehicle is returned to civilian use.

FRONT SEATS AND INTERIOR TRIM

STANDARD FRONT ROW SEATING

STANDARD (AZ3) - 40/20/40 SPLIT-BENCH IN VINYL TRIM 3-passenger, driver and front passenger manual recline with outboard head restraints, fold-down armrest with storage and fixed lumbar. Driver and front passenger seat adjuster are 4-way manual. Cloth trim and (A2X) 10-way power driver seat including lumbar is available and requires (ZLQ) WT Fleet Convenience Package.



Seat Code	Seat Trim	Color	Color Code
AZ3	Vinyl	Jet Black	H2G
AZ3	Cloth	Jet Black	HOU

A2X Driver 10-way power seat including lumbar. Requires (ZLQ) WT Fleet Convenience Package.

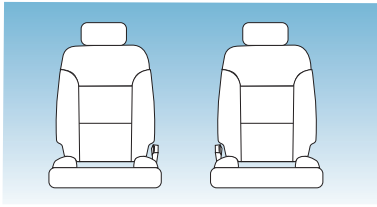
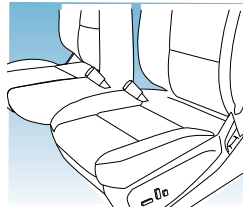
5Y1

OPTIONAL FRONT ROW SEATING

20% FRONT CENTER SEAT DELETE WITH CLOTH 40/40 INDIVIDUAL SEATS (AZ3 & OPTION 5Y1)

Deletes center seat to provide 15" of open floor space between driver and passenger seats. STANDARD 10-way power driver seat includes power lumbar with power recline and STANDARD 8-way power passenger seat with power lumbar.

A separate cable and connection kit for the 120v auxiliary power is provided loose in the vehicle when center seat is deleted.

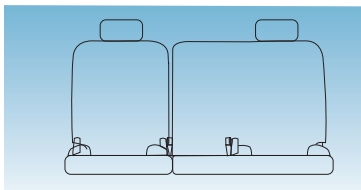
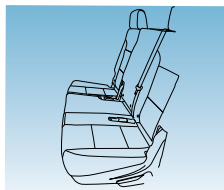


Seat Code	Seat Trim	Color	Color Code
AZ3 & 5Y1	Cloth	Jet Black	HOU

- Front cloth and vinyl rear seat combination is available by ordering option 5T5 and requires Jet Black (HOU)
- Requires (BG9) Black rubberized vinyl floor covering

REAR SEATS AND INTERIOR TRIM

STANDARD SECOND ROW SEATING

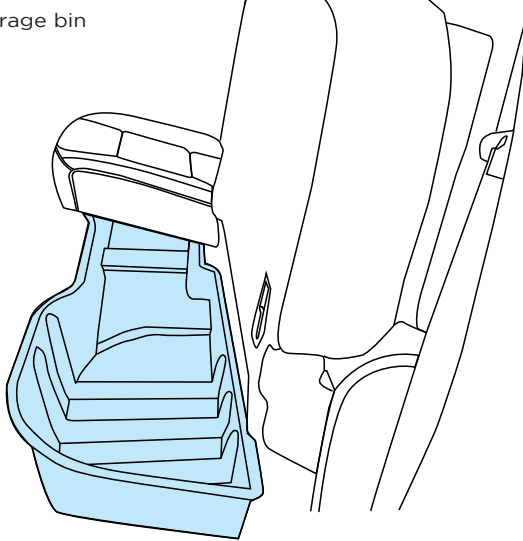
STANDARD - A68 VINYL REAR SEAT Vinyl rear bench 60/40 split-folding seat.

Seat Code	Seat Trim	Color	Color Code
A68	Vinyl	Jet Black	H2G
A52	Cloth	Jet Black	HOU

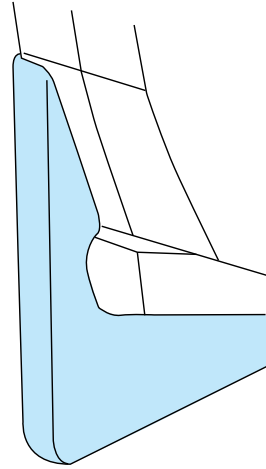
OPTIONAL FEATURES

VBJ REAR UNDERSEAT STORAGE

Composite storage bin



VQK SPLASH GUARDS, MOLDED



Black finish

GM PART
19417361

REAR UNDER SEAT COMBINATION LOCK BOX



3,700 cubic inches of storage, 16-gauge steel construction, 3-digit combination with custom hook-cam. Marine-grade carpet lining with weather and dust seal. Pin-lock hinge design, no drilling required for installation.

OPTIONAL FEATURES

AMF

PACKAGE OF FOUR UNPROGRAMMED KEYS/FOBS

An unlimited number of KEYS/FOBS can be learned for Keyless start and Keyless open, only the last 8 KEYS/FOBS learned will have the key fob buttons work for that vehicle. The programming procedure for SEO AMF KEYS/FOBS requires that one previously learned key fob be present in the vehicle.


One learned key fob is required for this procedure.

NOTE: If a previously learned key fob is not available, the programming of the new KEYS/FOBS must be performed by a dealer using the Service Programming System (SPS). Key fob programming is not a warranty item and programming is conducted by the customer or at a dealer at customer expense.

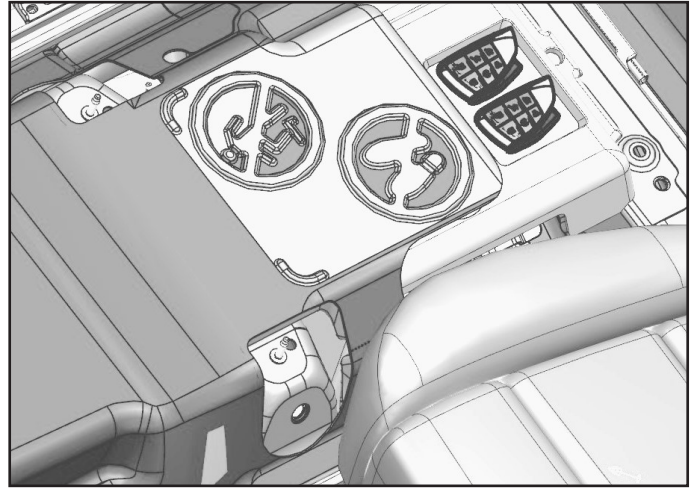
PROGRAMMING PROCEDURE:

1. Using the learned key fob, turn the ignition ON. The transmission selector must be in PARK.
2. Using the SELECT and other buttons on the right side of the steering wheel, open the Driver Information Center (DIC) Main Menu. Scroll down to Main Menu item OPTIONS with the lower steering wheel button and then SELECT. Scroll to REMOTE KEY RELEARN and Select START. The DIC will display LEARNING ACTIVE.
3. For vehicles equipped with AZ3 front row seating place the FOBs in the pocket inside the center seat console. For vehicle equipped with 5Y1 front row center 20% seat/console delete place the FOBs on top of the the SDM cover.
4. Press the start button to learn the key fob. The DIC will display "ready for Key #" where # is the next key fob to be learned.
5. Verify that key fob is learned by operating the door locks remotely.
6. Repeat Step 3 through 5 to learn the next key fob.
7. To exit key fob learning mode, press and hold the start button for approximately 15 seconds.

With AZ3 Center Seat Console



With 5Y1 No Center Seat



6E2

FLEET KEY & REMOTE FOB

6E8

The fleet key fob feature allows the user to program a fob to be recognized by a particular vehicle for full remote functionality (Lock/Unlock and Remote Start if equipped). Use of this remote on other fleet keyed-a-like vehicles will be limited to unlocking the driver's door by pressing the exterior door handle button and starting the vehicle once inside. The remote lock/unlock and remote start (if equipped) buttons will not function unless the operator uses the Diver Information Center (DIC) to program the newly introduced fob. Note that a vehicle is only capable of recognizing the last 8 key fobs programmed for full remote capability. Adding a 9th remote fob will bump fob #1 remote functionality until it is reprogrammed through the DIC, adding remote #1 back into the DIC will bump fob #2 remote button functionality, etc. There are no limitations to the amount of fleet keys that will be recognized to access and start the vehicle. Programming a newly introduced fleet fob through the DIC is required to use the Protected Idle feature. Requires AMF..

1. Never pull on recovery hooks from the side. The hooks could break and you and others could be injured. When using recovery hooks, always pull the vehicle from the front.

OPTIONAL FEATURES

QK2

MULTI-FLEX TAILGATE



Six function gate (Primary, easy access, load stop, full width step, inner gate load stop, inner gate work surface)



OPTIONAL FEATURES



ACCESSORIES

PART NO:19421491



Short Bed Truck Bed Storage System By Decked - Associated Accessories

- Features smooth-rolling, secure drawers with customizable storage options that still allow use of the cargo area
- High-density polyethylene construction with treated steel subframe, aluminum and stainless steel hardware
- Custom fit requires no drilling or modification of the truck bed
- Durable weather-resistant design keeps cargo safe and secure from the elements
- 2,000-lb. top deck payload capacity preserves the full footprint of your cargo area
- 200-lb. payload capacity per drawer
- Includes 1 Desert Tan D-Box, 1 Desert Tan Crossbox, 2 Wide Drawer Dividers, 1 DRAWERGANIZER™ and mounting hardware

6J3 GRILLE LAMPS AND SIREN SPEAKER WIRING PROVISIONS

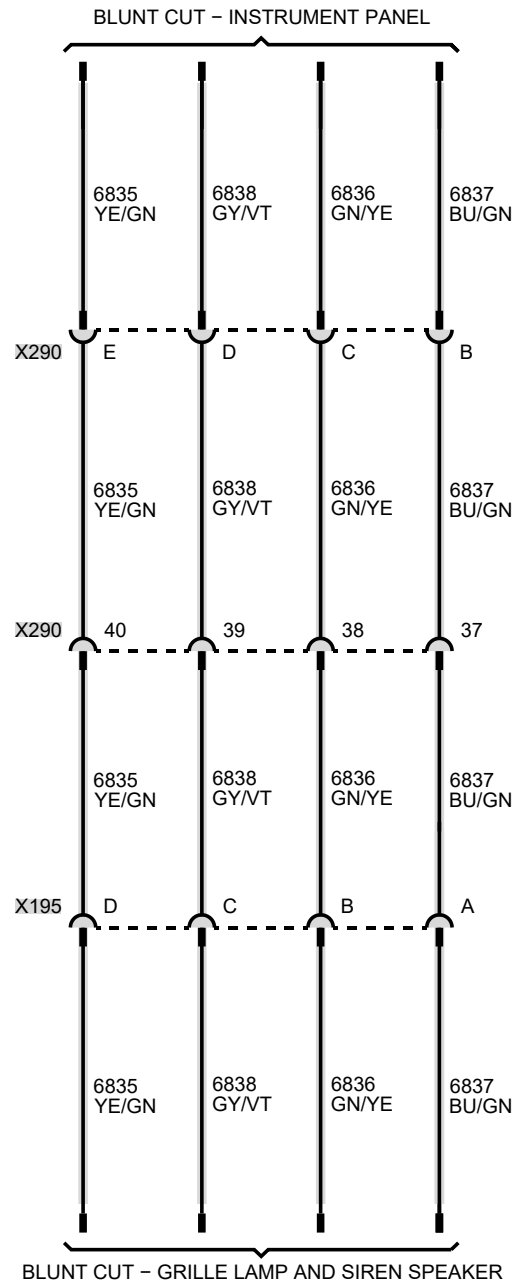
6J3

GRILLE LAMPS AND SIREN SPEAKER WIRING LOCATION




NOTES:

- Wiring connection or splice changes are to be removed before the vehicle is returned to civilian use.
- For wiring diagram see Wiring Section



6J4 HORN AND SIREN CONTROL PROVISION

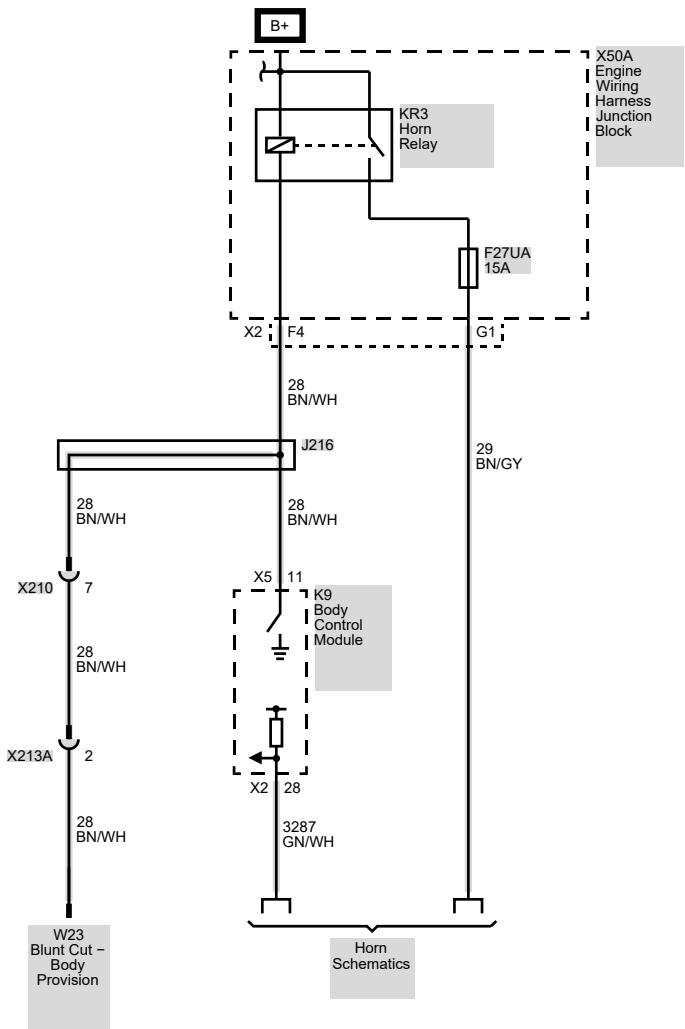
GRILLE LAMPS AND HORN SIREN WIRING LOCATION



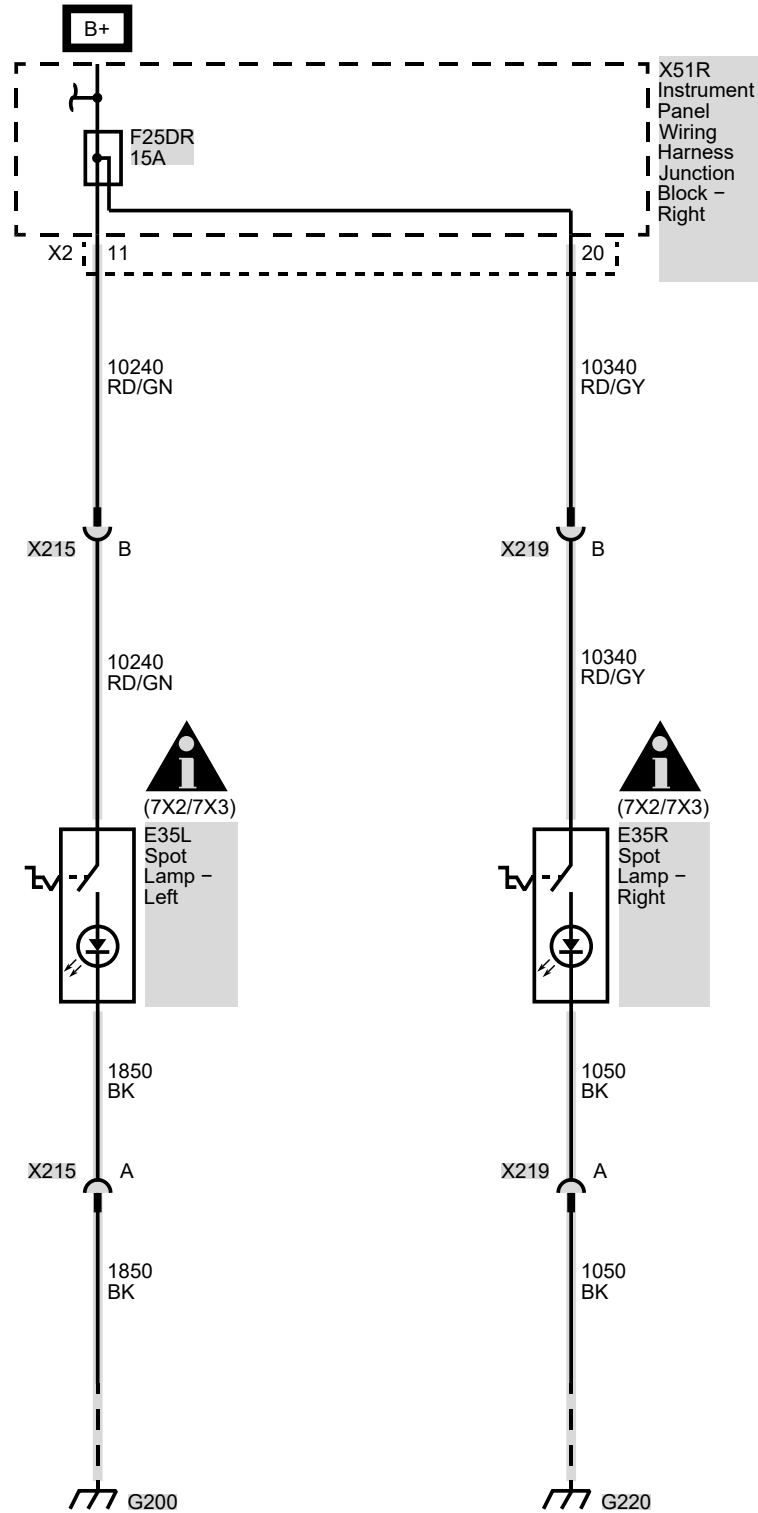
This provision permits customer connection of a switch to select either horn of siren operation when the horn pad is pressed. A 22-gauge (0.35 mm²) wire is connected to an in-line connector in the horn circuit of the instrument panel harness under the instrument panel. The end of this harness extension is a 5-foot (1.5 m) loop of wire coiled under the center of the instrument panel.

NOTES:

- Wiring connection or splice changes are to be removed before the vehicle is returned to civilian use.
- For wiring diagram see Wiring Section

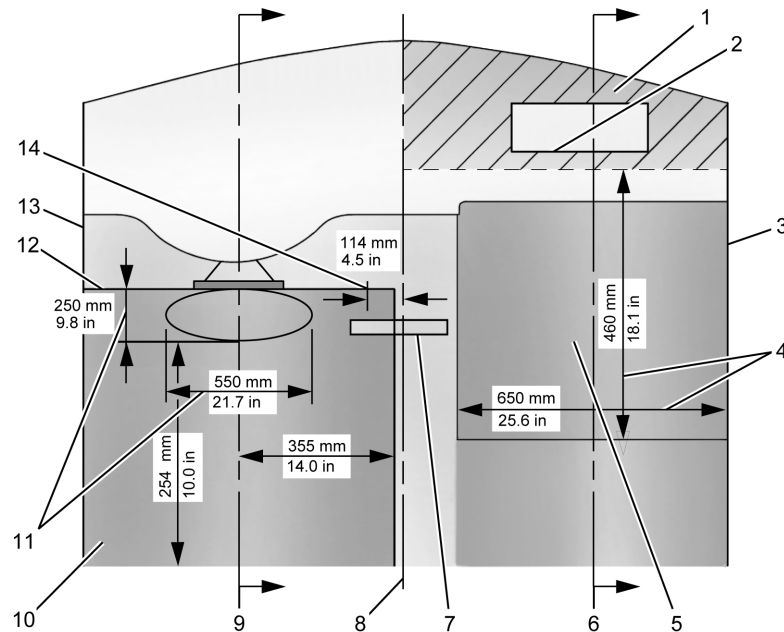


7X2/7X3 LED SPOT LAMPS



AIRBAGS

INSTRUMENT PANEL TOP VIEW - APPROXIMATE FRONTAL AIRBAG DEPLOYMENT ZONES



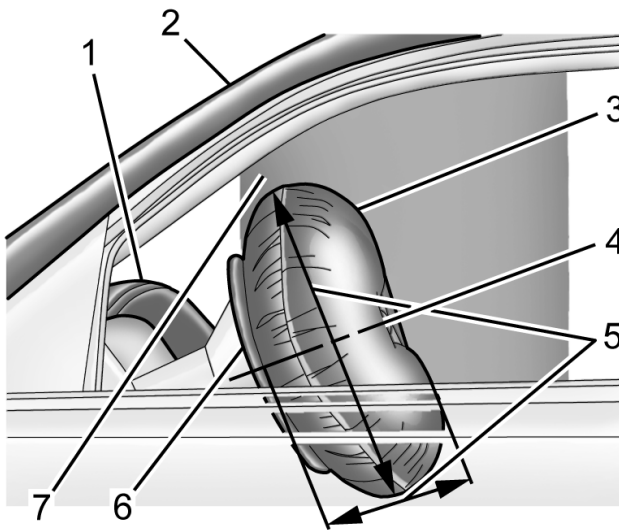
1. Passenger Side Instrument Panel Top Surface Zone
2. Frontal Outboard Passenger Airbag Module Trim Panel – Rear Edge
3. Passenger Side Door
4. Approximate Dimensions of Inflated Airbag
5. Frontal Outboard Passenger Airbag Deployment Zone
6. Passenger Centerline
7. Inside Rearview Mirror
8. Vehicle Centerline
9. Driver Centerline
10. Driver Airbag Deployment Zone
11. Driver Inflated Airbag Dimensions
12. Front of Steering Wheel (See also “Side View of Driver Frontal Airbag Deployment Zone” Following)
13. Driver Side Door
14. Shift Selector Arc

See Customer-Installed Equipment.

Sitting too close to an airbag when it deploys can increase the risk of serious injury or death. Always properly wear your seat belt. See Owner’s Manual for more information

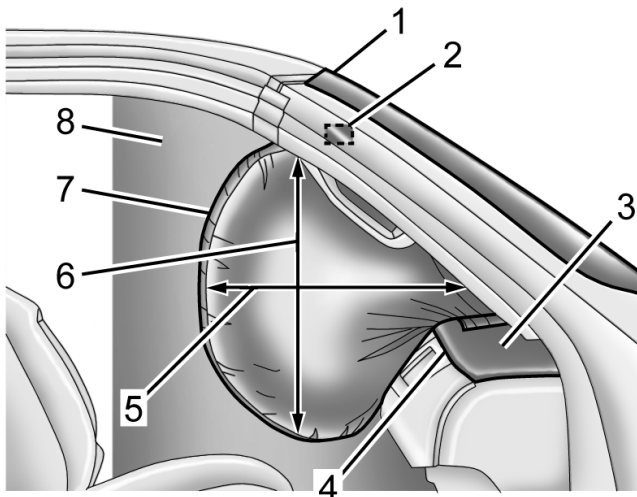
AIRBAGS

SIDE VIEW OF DRIVER FRONTAL AIRBAG DEPLOYMENT ZONE



1. Top of Instrument Panel
 2. Top Edge of Windshield
 3. Inflated Airbag - Steering Wheel
 4. Centerline of Steering Column at Mid-Tilt
 5. Driver Inflated Airbag Dimensions (250 mm (9.8 in) From Front of Steering Wheel and 550 mm (21.7 in) Diameter From Center of Steering Wheel)
 6. Front of Steering Wheel
 7. Driver Airbag Deployment Zone Including Inflated Driver Airbag
- See Customer-Installed Equipment.

SIDE VIEW OF FRONTAL OUTBOARD PASSENGER AIRBAG DEPLOYMENT ZONE

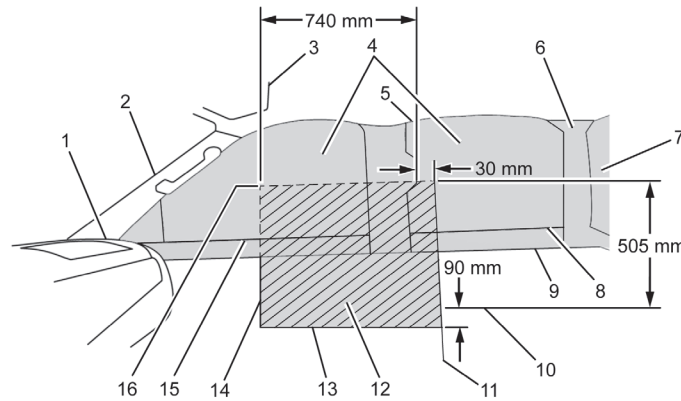


1. Top Edge of Windshield
 2. Inside Rearview Mirror
 3. Instrument Panel Top Surface Zone
 4. Frontal Outboard Passenger Airbag Module Trim Panel - Rear Edge
 5. Inflated Airbag - Horizontal Dimension (Approximately 460 mm (18.1 in))
 6. Inflated Airbag - Vertical Dimension (from Top of Occupants Lap to Headliner)
 7. Inflated Airbag - Instrument Panel
 8. Frontal Outboard Passenger Airbag Deployment Zone
- See Customer-Installed Equipment.

Sitting too close to an airbag when it deploys can increase the risk of serious injury or death. Always properly wear your seat belt. See Owner's Manual for more information

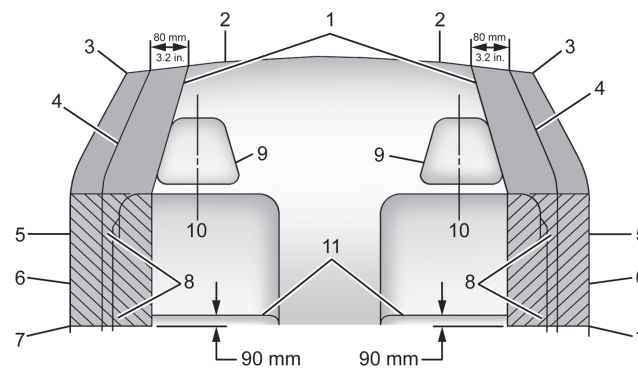
AIRBAGS

ROOF-RAIL MOUNTED HEAD-CURTAIN AIRBAG DEPLOYMENT ZONES - PASSENGER SIDE SHOWN, DRIVER SIDE SIMILAR



- | | |
|--|---|
| 1. Front of Deployment Zone at Bottom of Windshield Pillar Trim | 11. Rear Edge of Seat-Mounted Side Impact Airbag Deployment Zone (30 mm (1.2 in) Rearward of Back Edge of B-Pillar Trim Grab Handle) |
| 2. A-Pillar Trim with Grab Handle (Passenger Side) | 12. Seat-Mounted Side Impact Airbag Deployment Zone |
| 3. Sun Visor | 13. Bottom Edge of the Seat-Mounted Side Impact Airbag Zone (90 mm (3.5 in) Below Top of Seat Cushion with the Seat Fully Lowered) |
| 4. Roof rail mounted head-curtain Airbag Deployment Zone - Seat Rows 1 and 2 and Cargo Area | 14. Front Edge of Seat Mounted Side Impact Deployment Zone (740 mm (29.1 in) Forward of Back Edge of B-Pillar Trim Grab Handle) |
| 5. Top of Roof rail mounted head-curtain Airbag Deployment Zone - Along Roof-rail at Edge of Headliner | 15. Top Edge of Front Door Trim |
| 6. C-Pillar Upper Trim | 16. Top Edge of Seat-Mounted Side Impact Deployment Zone (505 mm (19.9 in) Above Top Surface of Seat Cushion with the Seat Fully Lowered) |
| 7. Rear Window | |
| 8. Top Edge of Rear Door Trim | |
| 9. Bottom Edge of Roof rail mounted head-curtain Airbag Deployment Zone at Top of Side Door Armrests | |
| 10. Top Surface of Front Seat Cushion (with Seat Fully Lowered) | |

ROOF RAIL MOUNTED HEAD CURTAIN AIRBAG - DRIVER AND OUTBOARD FRONT PASSENGER DEPLOYMENT ZONES - VIEW FROM REAR OF VEHICLE



- | | |
|--|---|
| 1. Roof-Rail Mounted Head-Curtain Airbag Deployment Zone | 7. Bottom Edge of Seat-Mounted Side Impact Airbag Deployment Zone (90 mm (3.3 in) Below Top Surface of Outboard Front Seat Cushion with Seat Fully Lowered) |
| 2. Underside of Headliner | 8. Seat-Mounted Side Impact Deployment Zone |
| 3. Edge of Headliner | 9. Front Seat Head Restraint |
| 4. Inner Center and Rear Pillar Trim | 10. Seat Centerline |
| 5. Inner Front and Rear Door | 11. Top of Seat Cushion |
| 6. Side Door Upper Armrests and Rear Quarter Trim Armrests | |

Sitting too close to an airbag when it deploys can increase the risk of serious injury or death. Always properly wear your seat belt. See Owner's Manual for more information

AIRBAGS FAQ

Q: Can equipment such as radar devices, video cameras, and radio trees be mounted in a specialty vehicle equipped with a right front passenger frontal airbag?

A: Yes, but care must be taken to properly mount the equipment outside of the airbag "deployment zone."

Q: What is the airbag "deployment zone"?

A: The term "deployment zone" describes the space an airbag takes up when fully inflated. Airbags need room to work properly, and anything in the "deployment zone" – such as improperly mounted equipment – can greatly affect the performance of the airbag.

Q: How can I identify the airbag "deployment zone" in my vehicle?

A: See Airbag Deployment Diagrams for more information. The diagrams provide the approximate dimensions of the "deployment zones" for your specialty vehicle. Before doing any service work, including the installation of any equipment, consult the appropriate service manual.

Q: Is it possible to shield equipment so it does not interfere with airbag deployment?

A: While shielding may protect certain equipment from being damaged or dislodged, it may also negatively affect how an airbag inflates. Therefore, we do not recommend the placement of any equipment in the deployment zone, even if shielded.

Q: Can the installation of push bumpers on the front end of the vehicle affect the deployment of the airbag?

A: It is not likely that installing push bumpers will affect deployment for the airbag as long as the vehicle structure itself is not modified. GM is not aware of any adverse defects effect on the deployment of the front airbags due to use of many aftermarket push bumpers installed on current GM police vehicles

See "Adding Equipment to the Airbag-Equipped Vehicle" in the owner manual for more information.

Customer-Installed Equipment

Before installing equipment, read the following.

Airbags inflate with great force, faster than the blink of an eye. No objects, such as shotguns, should be placed over or near the airbag covers. Equipment mounted too close to an inflating airbag could prevent the airbag from operating properly to protect the occupants or could be forced into an occupant or break and become a dangerous projectile, causing severe injury or even death. To help prevent injury and to allow the airbag to perform as it was designed, do not mount equipment inside the airbag deployment zones.

Do not attach anything to the steering wheel hub or mount any equipment within the deployment zone for the driver airbag.

Do not mount equipment on the passenger side of the instrument panel top pad deployment zone. Equipment should not be mounted on or around the passenger airbag opening because of a deploying airbag. To allow the airbag to perform as it was designed, do not mount equipment inside the airbag deployment zone.

Do not mount a security barrier such that the ends of the barrier or brackets are within the roof-rail airbag deployment zones.

Avoid installing wiring for roof-rail emergency lighting or radio antennas that may restrict the proper deployment of the roof-rail airbags.

GM approved service procedures must be followed to remove and reinstall the instrument panel to the pad to ensure proper airbag deployment.

The police vehicle has a rollover sensor mounted on the centerline of the vehicle between the driver and front outboard passenger positions. If the vehicle has individual front seats, the rollover sensor will be exposed. Do not mount equipment within 25 mm (1 in) of the rollover sensor. This may affect the performance of multiple restraint systems.

Always use seat belts and the correct restraint for your child's age and size, even with airbags. Even in vehicles equipped with the Passenger Sensing System, children are safer when properly secured in a rear seat in the appropriate infant, child or booster seat. Never place a rear-facing infant restraint in the front seat of any vehicle equipped with an active frontal airbag. See the Owner's Manual and the child safety seat instructions for more safety information.

ONSTAR

POU¹ ONSTAR ADDITIONAL 9 MONTHS OF ONSTAR FLEET SAFETY AND SECURITY. Provides up to 9 months of Fleet Safety and Security service in addition to the 3 months of complimentary coverage that is included in the price of the eligible vehicle. Total OnStar Fleet Safety and Security service duration is up to 12 months. Active subscription required. Service availability, features and functionality vary by vehicle, device and the plan you are enrolled in. Terms apply. See onstar.com for details and limitations. Not available with POJ, POK, POL, POQ, PIR, PIS, PIT, PIU or R7Z

POJ¹ ONSTAR ADDITIONAL 21 MONTHS OF ONSTAR FLEET SAFETY AND SECURITY. Provides up to 21 months of Fleet Safety and Security service in addition to the 3 months of complimentary coverage that is included in the price of the eligible vehicle. Total OnStar Fleet Safety and Security service duration is up to 24 months. Active subscription required. Service availability, features and functionality vary by vehicle, device and the plan you are enrolled in. Terms apply. See onstar.com for details and limitations.

POK¹ ONSTAR ADDITIONAL 33 MONTHS OF ONSTAR FLEET SAFETY AND SECURITY. Provides up to 33 months of Fleet Safety and Security service in addition to the 3 months of complimentary coverage that is included in the price of the eligible vehicle. Total OnStar Fleet Safety and Security service duration is up to 36 months. Active subscription required. Service availability, features and functionality vary by vehicle, device and the plan you are enrolled in. Terms apply. See onstar.com for details and limitations.

POL¹ ONSTAR ADDITIONAL 45 MONTHS OF ONSTAR FLEET SAFETY AND SECURITY. Provides up to 45 months of Fleet Safety and Security service in addition to the 3 months of complimentary coverage that is included in the price of the eligible vehicle. Total OnStar Fleet Safety and Security service duration is up to 48 months. Active subscription required. Service availability, features and functionality vary by vehicle, device and the plan you are enrolled in. Terms apply. See onstar.com for details and limitations.

POQ¹ ONSTAR ADDITIONAL 57 MONTHS OF ONSTAR FLEET SAFETY AND SECURITY. Provides up to 57 months of Fleet Safety and Security service in addition to the 3 months of complimentary coverage that is included in the price of the eligible vehicle. Total OnStar Fleet Safety and Security service duration is up to 60 months. Active subscription required. Service availability, features and functionality vary by vehicle, device and the plan you are enrolled in. Terms apply. See onstar.com for details and limitations.

POR¹ ONSTAR ADDITIONAL 9 MONTHS OF ONSTAR FLEET DRIVER REMOTE ACCESS. Provides up to 9 months of Fleet Driver Remote Access service in addition to the 3 months of complimentary coverage that is included in the price of the eligible vehicle. Total OnStar Fleet Driver Remote Access service duration is up to 12 months. Active subscription required. Service availability, features and functionality vary by vehicle, device and the plan you are enrolled in. Terms apply. Remote Access does not include emergency or security services. See onstar.com for details and limitations.

POM¹ ONSTAR ADDITIONAL 21 MONTHS OF ONSTAR FLEET DRIVER REMOTE ACCESS. Provides up to 21 months of Fleet Driver Remote Access service in addition to the 3 months of complimentary coverage that is included in the price of the eligible vehicle. Total OnStar Fleet Driver Remote Access service duration is up to 24 months. Active subscription required. Service availability, features and functionality vary by vehicle, device and the plan you are enrolled in. Terms apply. Remote Access does not include emergency or security services. See onstar.com for details and limitations.

PON¹ ONSTAR ADDITIONAL 33 MONTHS OF ONSTAR FLEET DRIVER REMOTE ACCESS. Provides up to 33 months of Fleet Driver Remote Access service in addition to the 3 months of complimentary coverage that is included in the price of the eligible vehicle. Total OnStar Fleet Driver Remote Access service duration is up to 36 months. Active subscription required. Service availability, features and functionality vary by vehicle, device and the plan you are enrolled in. Terms apply. Remote Access does not include emergency or security services. See onstar.com for details and limitations.

POO¹ ONSTAR ADDITIONAL 45 MONTHS OF ONSTAR FLEET DRIVER REMOTE ACCESS. Provides up to 45 months of Fleet Driver Remote Access service in addition to the 3 months of complimentary coverage that is included in the price of the eligible vehicle. Total OnStar Fleet Driver Remote Access service duration is up to 48 months. Active subscription required. Service availability, features and functionality vary by vehicle, device and the plan you are enrolled in. Terms apply. Remote Access does not include emergency or security services. See onstar.com for details and limitations.

POP¹ ONSTAR ADDITIONAL 57 MONTHS OF ONSTAR FLEET DRIVER REMOTE ACCESS. Provides up to 57 months of Fleet Driver Remote Access service in addition to the 3 months of complimentary coverage that is included in the price of the eligible vehicle. Total OnStar Fleet Driver Remote Access service duration is up to 60 months. Active subscription required. Service availability, features and functionality vary by vehicle, device and the plan you are enrolled in. Terms apply. Remote Access does not include emergency or security services. See onstar.com for details and limitations.

PIR¹ ONSTAR ADDITIONAL 9 MONTHS OF ONSTAR FLEET ASSURANCE. Provides up to 9 months of Fleet Assurance service in addition to the 3 months of complimentary Safety & Security coverage that is included in the price of the eligible vehicle. Total OnStar Safety & Security service duration is up to 3 months and up to 9 months of OnStar Fleet Assurance. OnStar plan, working electrical system, cell reception and GPS signal required. OnStar links to emergency services. See OnStar.com/BusinessSolutions for details and limitations.

PIS¹ ONSTAR ADDITIONAL 21 MONTHS OF ONSTAR FLEET ASSURANCE. Provides up to 21 months of Fleet Assurance service in addition to the 3 months of complimentary Safety & Security coverage that is included in the price of the eligible vehicle. Total OnStar Safety & Security service duration is up to 3 months and up to 21 months of OnStar Fleet Assurance. OnStar plan, working electrical system, cell reception and GPS signal required. OnStar links to emergency services. See OnStar.com/BusinessSolutions for details and limitations.

PIT¹ ONSTAR ADDITIONAL 33 MONTHS OF ONSTAR FLEET ASSURANCE. Provides up to 33 months of Fleet Assurance service in addition to the 3 months of complimentary Safety & Security coverage that is included in the price of the eligible vehicle. Total OnStar Safety & Security service duration is up to 3 months and up to 33 months of OnStar Fleet Assurance. OnStar plan, working electrical system, cell reception and GPS signal required. OnStar links to emergency services. See OnStar.com/BusinessSolutions for details and limitations.

PIU¹ ONSTAR ADDITIONAL 45 MONTHS OF ONSTAR FLEET ASSURANCE. Provides up to 45 months of Fleet Assurance service in addition to the 3 months of complimentary Safety & Security coverage that is included in the price of the eligible vehicle. Total OnStar Safety & Security service duration is up to 3 months and up to 45 months of OnStar Fleet Assurance. OnStar plan, working electrical system, cell reception and GPS signal required. OnStar links to emergency services. See OnStar.com/BusinessSolutions for details and limitations.

R7Z¹ ONSTAR ADDITIONAL 57 MONTHS OF ONSTAR FLEET ASSURANCE. Provides up to 57 months of Fleet Assurance service in addition to the 3 months of complimentary Safety & Security coverage that is included in the price of the eligible vehicle. Total OnStar Safety & Security service duration is up to 3 months and up to 57 months of OnStar Fleet Assurance. OnStar plan, working electrical system, cell reception and GPS signal required. OnStar links to emergency services. See OnStar.com/BusinessSolutions for details and limitations.

POV¹ ONSTAR VEHICLE INSIGHTS - 1 YEAR OF SERVICE. Includes 12 months of OnStar Vehicle Insights service. OnStar Vehicle Insights provides fleet managers and drivers the tools and data they need to help maximize fleet productivity and help maximize fleet's operational efficiencies. OnStar Vehicle Insights relays real-time vehicle data like vehicle location, driver performance information and more. Eligible customers must sign up for an account at www.onstarvehicleinsights.com in order to take advantage of this 12 months offer. Requires an active connected vehicle services plan. The OnStar Vehicle Insights service is included in the price of the vehicle. Total service duration is 12 months. Non-Transferrable. Non-Refundable.

POW¹ ONSTAR VEHICLE INSIGHTS - 2 YEARS OF SERVICE. Includes 24 months of OnStar Vehicle Insights service. OnStar Vehicle Insights provides fleet managers and drivers the tools and data they need to help maximize fleet productivity and help maximize fleet's operational efficiencies. OnStar Vehicle Insights relays real-time vehicle data like vehicle location, driver performance information and more. Eligible customers must sign up for an account at www.onstarvehicleinsights.com in order to take advantage of this 24 months offer. Requires an active connected vehicle services plan. The OnStar Vehicle Insights service is included in the price of the vehicle. Total service duration is 24 months. Non-Transferrable. Non-Refundable.

1. Requires (UEI) OnStar. Requires one of the following Fleet or Government order types: FLS, FNR, FRC, FBC, FGO or FEF. Not available with a ship-to of Guam, Puerto Rico or the Virgin Islands

ONSTAR

POX¹ ONSTAR VEHICLE INSIGHTS - 3 YEARS OF SERVICE. Includes 36 months of OnStar Vehicle Insights service. OnStar Vehicle Insights provides fleet managers and drivers the tools and data they need to help maximize fleet productivity and help maximize fleet's operational efficiencies. OnStar Vehicle Insights relays real-time vehicle data like vehicle location, driver performance information and more. Eligible customers must sign up for an account at www.onstarvehicleinsights.com in order to take advantage of this 36 months offer. Requires an active connected vehicle services plan. The OnStar Vehicle Insights service is included in the price of the vehicle. Total service duration is 36 months. Non-Transferrable. Non-Refundable.

POY¹ ONSTAR VEHICLE INSIGHTS - 4 YEARS OF SERVICE. Includes 48 months of OnStar Vehicle Insights service. OnStar Vehicle Insights provides fleet managers and drivers the tools and data they need to help maximize fleet productivity and help maximize fleet's operational efficiencies. OnStar Vehicle Insights relays real-time vehicle data like vehicle location, driver performance information and more. Eligible customers must sign up for an account at www.onstarvehicleinsights.com in order to take advantage of this 48 months offer. Requires an active connected vehicle services plan. The OnStar Vehicle Insights service is included in the price of the vehicle. Total service duration is 48 months. Non-Transferrable. Non-Refundable.

POZ¹ ONSTAR VEHICLE INSIGHTS - 5 YEARS OF SERVICE. Includes 60 months of OnStar

Vehicle Insights service. OnStar Vehicle Insights provides fleet managers and drivers the tools and data they need to help maximize fleet productivity and help maximize fleet's operational efficiencies. OnStar Vehicle Insights relays real-time vehicle data like vehicle location, driver performance information and more. Eligible customers must sign up for an account at www.onstarvehicleinsights.com in order to take advantage of this 60 months offer. Requires an active connected vehicle services plan. The OnStar Vehicle Insights service is included in the price of the vehicle. Total service duration is 60 months. Non-Transferrable. Non-Refundable.

R8S² ONSTAR IN-VEHICLE COACHING - 1 YEAR OF SERVICE. In-Vehicle Coaching verbally coaches drivers in real time through the vehicle's audio system to help drivers quickly modify their driving behavior and develop better behind-the-wheel habits Terms Apply. Fees, services, and availability subject to change without notice. Applicable taxes not included. Does not include emergency or security services. Diagnostics capabilities vary by vehicle model. Not all issues will deliver alerts. In-Vehicle Coaching features vary by vehicle model and year. See onstarvehicleinsights.com for details and limitations. Non-Transferrable. Non-Refundable.

RFS² ONSTAR IN-VEHICLE COACHING - 2 YEARS OF SERVICE. In-Vehicle Coaching verbally coaches drivers in real time through the vehicle's audio system to help drivers quickly modify their driving behavior and develop better behind-the-wheel habits Terms Apply. Fees, services, and availability subject to change without notice. Applicable taxes not included. Does not include emergency or security services. Diagnostics capabilities vary by vehicle model. Not all issues will deliver alerts. In-Vehicle Coaching features vary by vehicle model and year. See onstarvehicleinsights.com for details and limitations. Non-Transferrable. Non-Refundable.

RFT² ONSTAR IN-VEHICLE COACHING - 3 YEARS OF SERVICE. In-Vehicle Coaching verbally coaches drivers in real time through the vehicle's audio system to help drivers quickly modify their driving behavior and develop better behind-the-wheel habits Terms Apply. Fees, services, and availability subject to change without notice. Applicable taxes not included. Does not include emergency or security services. Diagnostics capabilities vary by vehicle model. Not all issues will deliver alerts. In-Vehicle Coaching features vary by vehicle model and year. See onstarvehicleinsights.com for details and limitations. Non-Transferrable. Non-Refundable.

RFU² ONSTAR IN-VEHICLE COACHING - 4 YEARS OF SERVICE. In-Vehicle Coaching verbally coaches drivers in real time through the vehicle's audio system to help drivers quickly modify their driving behavior and develop better behind-the-wheel habits Terms Apply. Fees, services, and availability subject to change without notice. Applicable taxes not included. Does not include emergency or security services. Diagnostics capabilities vary by vehicle model. Not all issues will deliver alerts. In-Vehicle Coaching features vary by vehicle model and year. See onstarvehicleinsights.com for details and limitations. Non-Transferrable. Non-Refundable.

RFY² ONSTAR IN-VEHICLE COACHING - 5 YEARS OF SERVICE. In-Vehicle Coaching verbally coaches drivers in real time through the vehicle's audio system to help drivers quickly modify their driving behavior and develop better behind-the-wheel habits Terms Apply. Fees, services, and availability subject to change without notice. Applicable taxes not included. Does not include emergency or security services. Diagnostics capabilities vary by vehicle model. Not all issues will deliver alerts. In-Vehicle Coaching features vary by vehicle model and year. See onstarvehicleinsights.com for details and limitations. Non-Transferrable. Non-Refundable.

PR6³ SIRIUSXM, ADDITIONAL 9 MONTHS OF THE SXM PLATINUM PLAN. Listen inside and

outside the car on the app in addition to the trial period included with the vehicle.

PR7³ SIRIUSXM, ADDITIONAL 21 MONTHS OF THE SXM PLATINUM PLAN. Listen inside and outside the car on the app in addition to the trial period included with the vehicle

PR8³ SIRIUSXM, ADDITIONAL 33 MONTHS OF THE SXM PLATINUM PLAN. Listen inside and outside the car on the app in addition to the trial period included with the vehicle.

1. Requires (UE1) OnStar. Requires one of the following Fleet or Government order types: FLS, FNR, FRC, FBC, FGO or FEF. Not available with a ship-to of Guam, Puerto Rico or the Virgin Islands 2. Requires (UE1) OnStar and POV. Requires one of the following Fleet or Government order types: FLS, FNR, FRC, FBC, FGO or FEF. Not available with a ship-to of Guam, Puerto Rico or the Virgin Islands. 3. Requires (U2K) SiriusXM. Requires one of the following Fleet or Government order types: FLS, FNR, FRC, FBC, FGO or FEF. Not available in AK, HI, PR and VI

MAINTENANCE / LIMITED WARRANTY

SCHEDULED MAINTENANCE

One visit within first year of vehicle delivery¹

BUMPER-TO- BUMPER LIMITED WARRANTY

3 years/36,000 miles². Bumper-to-Bumper Limited Warranty with no deductible

TRANSFERABLE POWERTRAIN LIMITED WARRANTY

Qualified Fleet Customers: 5 years/100,000 miles³

TIRES⁴

3 years/36,000 miles²; coverage prorated after first 12,000 miles

ROADSIDE ASSISTANCE AND COURTESY TRANSPORTATION

Qualified Fleet Customers: 5 years/100,000 miles³

RUST-THROUGH

6 years/100,000 miles²

CORROSION

3 years/36,000 miles²

WHEEL ALIGNMENT AND BALANCE

Up to 7,500 miles⁶

1. Includes first required maintenance visit as stated in vehicle maintenance schedule. Maintenance visit consists of oil change, tire rotation and Multi-Point Vehicle Inspection. Does not include air filters. See participating dealer for other restrictions and complete details. Excludes vehicles ordered with fleet delete option RY9.
2. Whichever comes first. See dealer for limited warranty details. **3.** Whichever comes first. A Qualified Fleet User is defined as a company that has purchased and registered or leased five (5) or more new cars/or trucks solely for use in its operation during the current or preceding calendar year, model year, preceding twelve (12) month period, or that owns or leases fifteen (15) or more cars and trucks. Excludes rental customers. See dealer for details. **4.** Tires also covered under the Bumper-to-Bumper limited warranty but are prorated based upon mileage. See dealer for limited warranty details. **5.** If the vehicle has a warrantable failure, see your Owner's Manual for full details on the Courtesy Transportation program. **6.** Customer maintenance item after 7,500 miles.



GM reserves the right to make changes at any time, without notice, in prices, colors, materials, equipment, specifications, models, and availability. Specifications, dimensions, measurements, ratings, and other numbers in this catalog and other printed materials provided at the dealership or affixed to vehicles are approximates based upon design and engineering drawings and prototypes and laboratory tests. Your vehicle may differ due to variations in manufacture and equipment. Since some information may have been updated since the time of printing, please check with your GM dealer for complete details. Some of the equipment shown or described throughout this publication may be available at extra cost, and/or is supplied by an independent supplier.

Copyright 2023 General Motors. All rights reserved. All text, images, graphics, and other materials in this publication are subject to the copyright and other intellectual property rights of General Motors. These materials may not be reproduced, distributed, or modified without the express written permission of General Motors. The marks appearing in this publication including, but not limited to: GM and the GM logo; Chevrolet and their respective logos, emblems, slogans, and vehicle model names and body designs; and other marks such as GM ENVOLVE and Commercial are trademarks and/or service marks of General Motors, its subsidiaries, affiliates, or licensors.

For more detailed information, contact your District Sales Manager or see the online order guide at gmevolve.com/police.

